

## Annex

# 1

# CHARACTERISTICS OF EDUCATIONAL SYSTEMS

The typical graduation age is the age at the end of the last school/academic year of the corresponding level and programme when the degree is obtained. The age normally corresponds to the age of graduation.

(Note that at some levels of education the term “graduation age” may not translate literally and is used here purely as a convention.)

Table XI.1a.  
Upper secondary graduation rate: typical graduation ages and method used to  
calculate graduation rates (2007)

	Typical graduation ages						
	Programme orientation		Educational/labour market destination				
	General programmes	Pre-vocational or vocational programmes	ISCED 3A programmes	ISCED 3B programmes	ISCED 3C short programmes <sup>1</sup>	ISCED 3C long programmes <sup>1</sup>	
OECD countries	Australia	17	17	17	17	17	17
	Austria	17-18	17-19	17-18	17-19	14-15	16-17
	Belgium	18	18	18	a	18	18
	Canada	17-18	17-18	17-18	a	a	17-18
	Czech Republic	19	18	19	19	a	18
	Denmark	18-19	20-21	18-19	a	23	20-21
	Finland	19	19	19	a	a	a
	France	18-19	17-21	18-19	19-21	17-19	18-23
	Germany	19-20	19-20	19-20	19-20	19-20	a
	Greece	18	18	18	a	18	18
	Hungary	19	19	19	a	18	19
	Iceland	19	17	19	21	17	20
	Ireland	18	19	18	a	19	18
	Italy	19	18	19	18	17	a
	Japan	18	18	18	18	16	18
	Korea	17	17	17	a	a	17
	Luxembourg	18	17-20	18-19	19-20	17-18	18-19
	Mexico	18	18	18	a	a	18
	Netherlands	17-18	18-20	17-20	a	18	18-19
	New Zealand	17-18	17-18	18	17	17	17
	Norway	18	19-20	18	a	m	19-20
	Poland	19	20	19	a	a	19
	Portugal	17	17-18	17	m	m	m
	Slovak Republic	19	19	19	a	18	18
	Spain	17	17	17	a	17	17
	Sweden	18	18	18	n	n	18
	Switzerland	18-20	18-20	18-20	18-20	17-19	18-20
Turkey	16-17	16-17	16-17	a	m	a	
United Kingdom	16-18	16-18	18	18	16	16	
United States	17	m	17	m	m	m	
Partner countries	Brazil	18	18	17	18	a	a
	Chile	17	17	17	a	a	a
	Estonia	19	19	19	a	19	a
	Israel	17	17	17	a	a	17
	Russian Federation	17	17	17	17	16	17
	Slovenia	19	17-19	19	19	17	18

1. Duration categories for ISCED 3C – Short: at least one year shorter than ISCED 3A/3B programmes; Long: of similar duration to ISCED 3A or 3B programmes.

Source: OECD.

Please refer to the Reader's Guide for information concerning the symbols replacing missing data.


StatLink  <http://dx.doi.org/10.1787/681781308672>

Table X1.1a. (continued)  
**Upper secondary graduation rate: typical graduation ages and method used to calculate graduation rates (2007)**

		Graduation rates calculation: Gross versus net						
		First-time graduates	ISCED 3A programmes	ISCED 3B programmes	ISCED 3C short programmes <sup>1</sup>	ISCED 3C long programmes <sup>1</sup>	General programmes	Pre-vocational or vocational programmes
OECD countries	Australia	m	gross	m	net	m	gross	net
	Austria	m	net	net	net	net	net	net
	Belgium	m	net	a	net	net	net	net
	Canada	gross	gross	a	gross	a	gross	gross
	Czech Republic	gross	gross	gross	gross	a	gross	gross
	Denmark	net	net	a	net	net	net	net
	Finland	net	net	a	a	a	net	net
	France	m	net	net	net	net	net	net
	Germany	gross	gross	gross	a	gross	gross	gross
	Greece	net	net	a	net	m	net	net
	Hungary	net	net	a	net	m	net	net
	Iceland	net	net	net	net	net	net	net
	Ireland	net	net	a	net	net	net	net
	Italy	net	net	gross	a	gross	net	net
	Japan	gross	gross	gross	gross	m	gross	gross
	Korea	gross	gross	a	gross	a	gross	gross
	Luxembourg	net	net	net	net	net	net	net
	Mexico	net	net	a	net	a	net	net
	Netherlands	m	net	a	net	net	net	net
	New Zealand	gross	m	m	m	m	m	m
	Norway	net	net	a	net	m	net	net
	Poland	net	net	a	net	a	net	net
	Portugal	m	net	m	m	m	net	net
	Slovak Republic	net	net	a	net	net	net	net
Spain	gross	gross	a	gross	gross	gross	gross	
Sweden	net	net	n	net	n	net	net	
Switzerland	gross	gross	gross	gross	m	gross	gross	
Turkey	net	net	a	a	m	net	net	
United Kingdom	gross	m	m	m	m	m	m	
United States	net	m	m	m	m	m	m	
Partner countries	Brazil	m	net	net	a	a	net	net
	Chile	net	net	a	a	a	net	net
	Estonia	m	net	a	a	net	net	net
	Israel	net	net	a	net	a	net	net
	Russian Federation	m	gross	gross	gross	m	gross	gross
	Slovenia	gross	net	net	net	net	net	net

1. Duration categories for ISCED 3C – Short: at least one year shorter than ISCED 3A/3B programmes; Long: of similar duration to ISCED 3A or 3B programmes.

Source: OECD. See definitions of gross and net rates in Indicator A2.

Please refer to the Reader's Guide for information concerning the symbols replacing missing data.


StatLink  <http://dx.doi.org/10.1787/681781308672>

Table X1.1b.  
**Post-secondary non-tertiary graduation rate: typical graduation ages and method used to calculate graduation rates (2007)**

	Typical graduation ages			Graduation rates calculation: Gross versus net				
	Educational/labour market destination			Educational/labour market destination				
	ISCED 4A programmes	ISCED 4B programmes	ISCED 4C programmes	First-time graduates	ISCED 4A programmes	ISCED 4B programmes	ISCED 4C programmes	
OECD countries	Australia	a	a	18-20	m	a	a	net
	Austria	18-19	19-20	24-25	m	net	net	net
	Belgium	19	19-21	19-21	m	net	net	net
	Canada	m	a	30-34	m	m	a	m
	Czech Republic	21	a	21	gross	gross	a	gross
	Denmark	21	a	a	net	net	a	a
	Finland	a	a	35-39	net	a	a	net
	France	22-25	a	22-25	m	gross	a	gross
	Germany	22	22	a	gross	gross	gross	a
	Greece	a	a	20	net	a	a	net
	Hungary	a	a	20	net	a	a	net
	Iceland	n	n	26	net	n	n	net
	Ireland	a	a	23	net	a	a	net
	Italy	a	a	20	net	a	a	net
	Japan	19	19	19	m	m	m	m
	Korea	a	a	a	a	a	a	a
	Luxembourg	a	a	22-24	net	a	a	net
	Mexico	a	a	a	a	a	a	m
	Netherlands	a	a	20-21	m	a	a	net
	New Zealand	18-19	18-19	18-19	net	m	m	m
	Norway	20-21	a	21-22	net	net	a	net
	Poland	a	a	21	net	a	a	net
	Portugal	19-20	19-20	19-20	m	m	m	m
	Slovak Republic	22	a	a	net	net	a	a
	Spain	a	a	a	a	a	a	a
	Sweden	n	n	19-20	net	n	n	net
	Switzerland	21-23	21-23	a	gross	gross	gross	a
Turkey	a	a	a	a	a	a	a	
United Kingdom	m	m	m	m	m	m	m	
United States	m	m	m	m	m	m	m	
Partner countries	Brazil	a	a	a	a	a	a	
	Chile	a	a	a	a	a	a	
	Estonia	a	21	a	m	a	m	a
	Israel	m	a	a	m	m	a	a
	Russian Federation	a	a	19	m	a	a	gross
	Slovenia	20	20	n	net	net	gross	n

Source: OECD. See definitions of gross and net rates in Indicator A2.

Please refer to the Reader's Guide for information concerning the symbols replacing missing data.


StatLink  <http://dx.doi.org/10.1787/681781308672>

Table X1.1c.

**Tertiary graduation rate: typical graduation ages and method used to calculate graduation rates (2007)**

	Typical graduation ages					
	Tertiary-type B (ISCED 5B)	Tertiary-type A (ISCED 5A)			Advanced research programmes (ISCED 6)	
		3 to less than 5 years	5 to 6 years	More than 6 years		
OECD countries	Australia	19-21	20-22	21-23	24	25-26
	Austria	21-23	22-24	24-26	a	27-29
	Belgium	21-22	22	23-24	24	26-29
	Canada	21-24	22	23-24	25	27-29
	Czech Republic	22-23	23	25	23-26	28
	Denmark	23-25	24	26	26	30-34
	Finland	24-27	24	26	35-39	30-34
	France	20-24	20-23	22-25	28-29	27-29
	Germany	21-23	24-26	25-27	a	28-29
	Greece	22-24	22-23	25-27	a	28-29
	Hungary	21	23	24	a	30-34
	Iceland	27-28	23-24	25	n	30-34
	Ireland	20-21	21	23	25	27
	Italy	22-23	23	25	30-34	29
	Japan	20	22	24	25	27
	Korea	21-23	21	23	a	30-34
	Luxembourg	m	m	m	m	m
	Mexico	20	23	23-26	m	24-28
	Netherlands	n	21-23	23-25	a	28-29
	New Zealand	19-20	21-22	22-23	25	29
	Norway	21-22	22-23	24-25	26-27	28-29
	Poland	22	23	25	a	25-29
	Portugal	21-23	22	23-24	25-29	30-34
	Slovak Republic	22	23	24	a	28
	Spain	19	20	22	27-28	25-27
	Sweden	22	25	25	n	30-34
Switzerland	23-29	24-26	25-27	25-27	30-34	
Turkey	20-21	22-23	25-26	30-34	30-34	
United Kingdom	19-24	20-22	22-24	23-25	25-29	
United States	20	22	24	25	27	
Partner countries	Brazil	22	22	m	m	30-34
	Chile	22-25	23-25	24-26	25-27	30-34
	Estonia	22	22	24	a	30-34
	Israel	m	26	a	a	30-34
	Russian Federation	20	21	22	n	24-26
	Slovenia	23-26	25-26	25-26	a	29

Note: Where tertiary-type A data are available by duration of programme, the graduation rate for all programmes is the sum of the graduation rates by duration of programme.

Source: OECD.

Please refer to the Reader's Guide for information concerning the symbols replacing missing data.


StatLink  <http://dx.doi.org/10.1787/681781308672>

Table X1.1.c. (continued)

## Tertiary graduation rate: typical graduation ages and method used to calculate graduation rates (2007)

		Graduation rates calculation: Gross versus net											
		Tertiary-type B (ISCED 5B)				Tertiary-type A (ISCED 5A)						Advanced research programmes (ISCED 6)	
		First-time		First degree		First-time		First degree		Second degree			
		Graduation rate (all students)	Graduation rate for international/foreign students only	Graduation rate (all students)	Graduation rate for international/foreign students only	Graduation rate (all students)	Graduation rate for international/foreign students only	Graduation rate (all students)	Graduation rate for international/foreign students only	Graduation rate (all students)	Graduation rate for international/foreign students only	Graduation rate (all students)	Graduation rate for international/foreign students only
OECD countries	Australia	m	m	net	m	net	net	net	net	net	net	net	net
	Austria	net	m	net	net	net	net	net	net	net	net	net	net
	Belgium	m	m	net	gross	m	m	net	gross	net	gross	net	gross
	Canada	m	m	m	m	gross	m	net	gross	net	gross	net	gross
	Czech Republic	gross	gross	gross	gross	net	net	net	net	net	net	net	net
	Denmark	net	net	net	net	net	net	net	net	net	net	net	net
	Finland	net	n	net	n	net	m	net	net	net	m	net	net
	France	m	m	gross	gross	m	m	gross	gross	gross	gross	gross	gross
	Germany	gross	m	gross	m	net	net	net	net	net	net	net	net
	Greece	net	m	net	m	net	m	net	m	net	m	gross	m
	Hungary	gross	m	net	gross	gross	m	net	gross	net	gross	net	gross
	Iceland	net	net	net	net	net	net	net	net	net	net	net	net
	Ireland	m	m	gross	m	gross	m	gross	m	gross	m	gross	m
	Italy	m	gross	net	gross	net	net	net	net	net	gross	gross	gross
	Japan	gross	m	gross	gross	gross	m	gross	gross	gross	gross	gross	gross
	Korea	m	m	net	net	m	m	net	net	net	net	net	net
	Luxembourg	m	m	m	m	m	m	m	m	m	m	m	m
	Mexico	m	m	net	m	m	m	net	m	gross	m	gross	m
	Netherlands	n	m	net	n	net	m	net	net	net	net	gross	m
	New Zealand	net	net	net	net	net	net	net	net	net	net	net	net
Norway	net	m	net	gross	net	m	net	gross	net	gross	net	gross	
Poland	net	m	net	m	net	m	net	gross	net	gross	gross	m	
Portugal	net	m	net	gross	net	m	net	gross	net	gross	net	gross	
Slovak Republic	net	m	net	m	net	m	net	gross	net	gross	net	gross	
Spain	net	m	net	m	gross	m	net	m	net	m	net	m	
Sweden	net	net	net	net	net	net	net	net	net	net	net	net	
Switzerland	gross	m	gross	m	net	m	net	gross	net	gross	net	gross	
Turkey	net	m	net	gross	m	m	net	gross	net	gross	net	gross	
United Kingdom	net	m	net	gross	net	m	net	gross	net	gross	net	gross	
United States	gross	m	gross	gross	gross	m	gross	gross	gross	gross	gross	gross	
Partner countries	Brazil	m	m	m	m	m	m	net	m	net	m	net	m
	Chile	m	m	net	m	m	m	net	m	net	m	net	m
	Estonia	m	m	net	gross	m	m	net	gross	net	gross	net	gross
	Israel	m	m	m	m	net	m	net	m	net	m	net	m
	Russian Federation	m	m	gross	gross	m	m	gross	gross	gross	m	gross	m
	Slovenia	net	m	net	gross	net	m	net	gross	net	gross	net	m

Source: OECD. See definitions of gross and net rates in Indicator A3.

Please refer to the Reader's Guide for information concerning the symbols replacing missing data.


StatLink  <http://dx.doi.org/10.1787/681781308672>



Table X1.2b.  
School year and financial year used for the calculation of indicators, partner countries

		Financial year												School year																														
		2005												2006												2007												2008						
Partner countries	Month	1	2	3	4	5	6	7	8	9	10	11	12	1	2	3	4	5	6	7	8	9	10	11	12	1	2	3	4	5	6	7	8	9	10	11	12	1	2	3	4	5	6	
	Brazil																																											
Chile																																												
Estonia																																												
Israel																																												
Russian Federation																																												
Slovenia																																												
	Month	1	2	3	4	5	6	7	8	9	10	11	12	1	2	3	4	5	6	7	8	9	10	11	12	1	2	3	4	5	6	7	8	9	10	11	12	1	2	3	4	5	6	
		2005												2006												2007												2008						

Source: OECD.

StatLink  <http://dx.doi.org/10.1787/681781308672>

Table X1.3.

## Summary of completion requirements for upper secondary programmes

	ISCED 3A programmes				ISCED 3B programmes				ISCED 3C programmes			
	Final examination	Series of examinations during programme	Specified number of course hours, AND examination	Specified number of course hours only	Final examination	Series of examinations during programme	Specified number of course hours, AND examination	Specified number of course hours only	Final examination	Series of examinations during programme	Specified number of course hours, AND examination	Specified number of course hours only
OECD countries												
Australia <sup>1,2</sup>	N/Y	Y	Y	N	N	Y	N	N	N	Y	N	N
Austria	Y	Y	Y	N	Y	Y	Y	N	N	Y	Y	N
Belgium (Fl.) <sup>3</sup>	Y	Y	N	N	a	a	a	a	Y	Y	N	N
Belgium (Fr.)	Y	Y	N	N	a	a	a	a	Y	Y	N	N
Canada (Québec) <sup>1</sup>	N	Y	Y	N					N	Y	Y	N
Czech Republic <sup>1</sup>	Y	Y	Y	N	N	Y	Y	N	Y	Y	Y	N
Denmark <sup>1</sup>	Y	Y	Y	N	a	a	a	a	Y	Y	Y	
Finland	Y/N	Y	Y	N								
France	Y	N	Y	N	a	a	a	a	Y/N	Y	N	
Germany	Y	Y	N	N	Y	Y	N	N	Y	Y	N	N
Greece <sup>1</sup>	N	Y	N	N					N	Y	N	N
Hungary	Y	N	Y	N	a	a	a	a	Y	N	Y	N
Iceland <sup>1</sup>	Y/N	Y	N	N	Y	Y	N	N	Y/N	Y	N	N
Ireland <sup>1</sup>	Y	N	N	N	a	a	a	a	Y	Y	Y	N
Italy	Y	N	Y/N	N	Y	Y/N	Y/N	N	Y	N	Y/N	N
Japan	N	N	Y	N	N	N	Y	N	N	N	Y	N
Korea	N	N	N	Y					N	N	N	Y
Luxembourg	Y	Y	Y	N	Y	Y	Y	N	Y	Y	Y	N
Mexico	N	Y	Y	N					Y/N	Y	Y	N
Netherlands <sup>1</sup>	Y	Y	Y	N	a	a	a	a	Y	Y	Y	N
New Zealand	Y	N	N	N								
Norway	N	Y	Y	N	a	a	a	a	N	Y	Y	N
Poland <sup>1</sup>	Y	N	Y	N	a	a	a	a	Y	N	Y	N
Portugal	m	m	m	m	m	m	m	m	m	m	m	m
Slovak Republic <sup>1</sup>	Y	N	Y	N					Y	N	Y	N
Spain	N	Y	Y	N					Y/N	Y/N	Y/N	N
Sweden	Y/N	Y/N	N	Y/N								
Switzerland	Y	Y	Y		Y	Y	Y		Y		Y	
Turkey <sup>1</sup>	N	N	Y	N	N	N	Y	N	N	N	Y	N
United Kingdom <sup>1</sup>	N <sup>4</sup>	Y	N	N	a	a	a	a		Y	N	N
United States <sup>1</sup>	20Y/30N	SS	SS	Y <sup>5</sup>	a	a	a	a	a	a	a	a
Partner country												
Israel <sup>1</sup>	Y/N	Y	Y	N	a	a	a	a	Y/N	Y	Y	

Note: Y = Yes; N = No; SS = Some states

1. See Annex 3 Chapter A for additional notes on completion requirements ([www.oecd.org/edu/eqg2009](http://www.oecd.org/edu/eqg2009)).

2. Completion requirements for ISCED 3A vary by state and territory. The information provided represents a generalisation of diverse requirements.


3. Covers general education only.

4. There is usually no final examination, though some ISCED 3A programmes can be completed this way.

5. Almost all states specify levels of Carnegie credits (*i.e.* acquired through completion of a two-semester course in specific subjects, which vary by state).

Source: OECD.

Please refer to the Reader's Guide for information concerning the symbols replacing missing data.

StatLink  <http://dx.doi.org/10.1787/681781308672>