



The Social Institutions and Gender Index (SIGI)

genderindex.org

OECD Development Centre

Johannes Jütting, Senior Economist

Espen Beer Prydz, Statistician

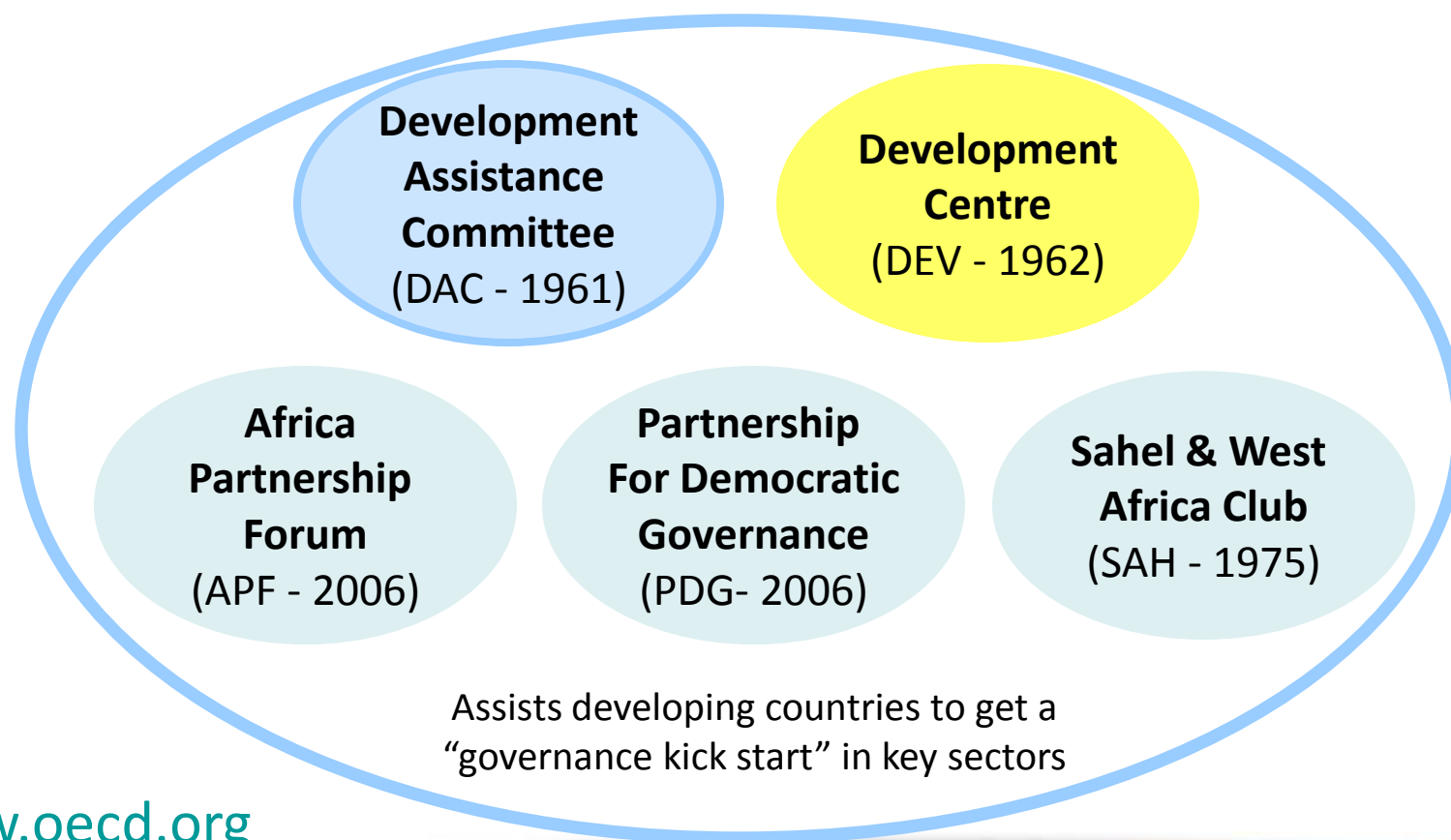


The OECD Development Centre

- Helps policy makers in OECD and partner countries find innovative solutions to the global challenges of development. It does this by
 - Acting as a bridge between OECD and partner economies
 - Producing analysis on key development issues
 - Providing a forum for informal policy dialogue



Part of the OECD's "Development Cluster"





Development Centre and Gender Equality

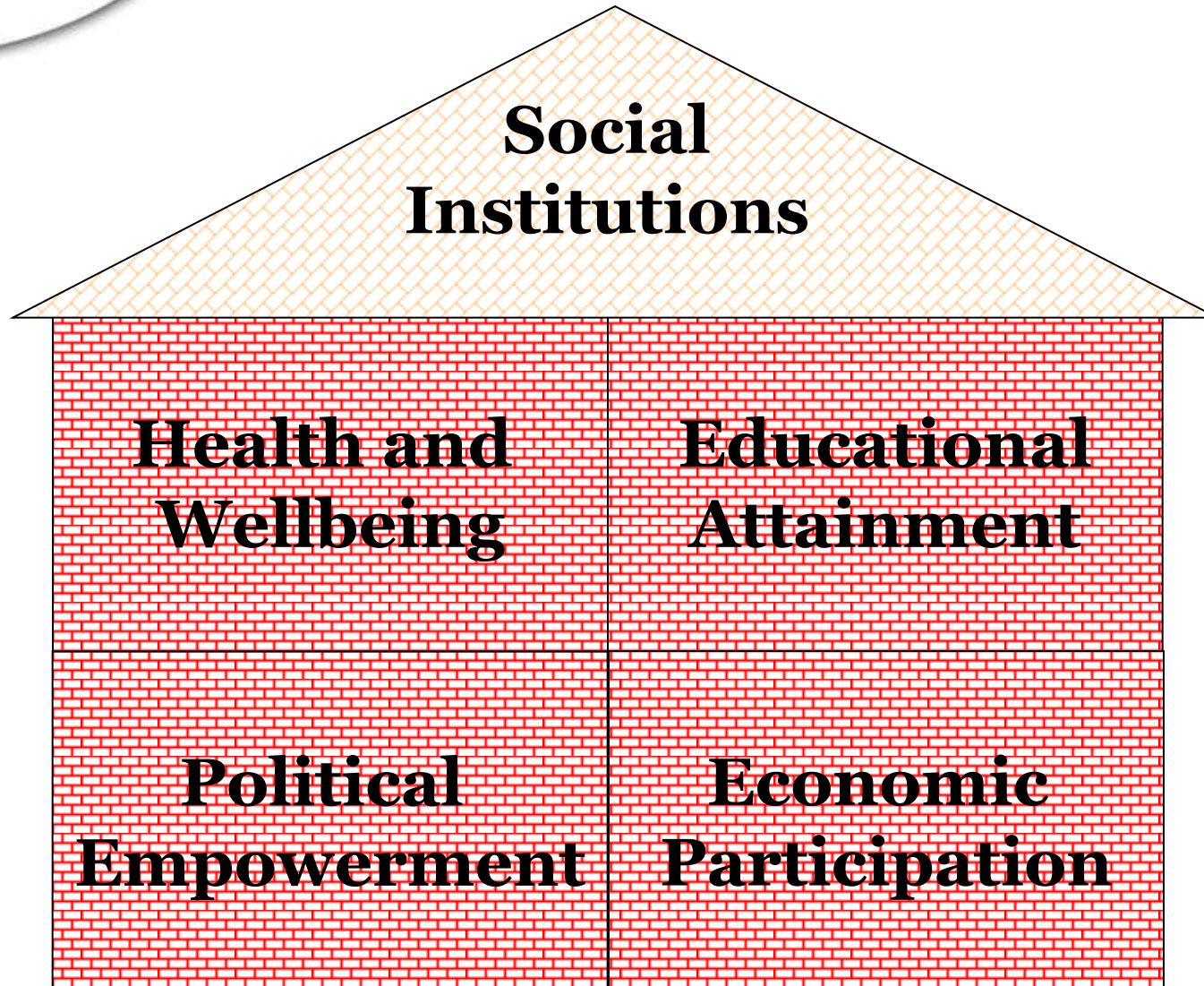
Focus on data and statistics to improve policies:

- Wikigender .org
 - “Your Information Sharing Platform on Gender Equality”
- Gender, Institutions and Development Database (GID-DB)
 - A one-stop shop for gender statistics
- Social Institutions and Gender Index (SIGI)
 - A composite measure of gender discrimination based on social institution



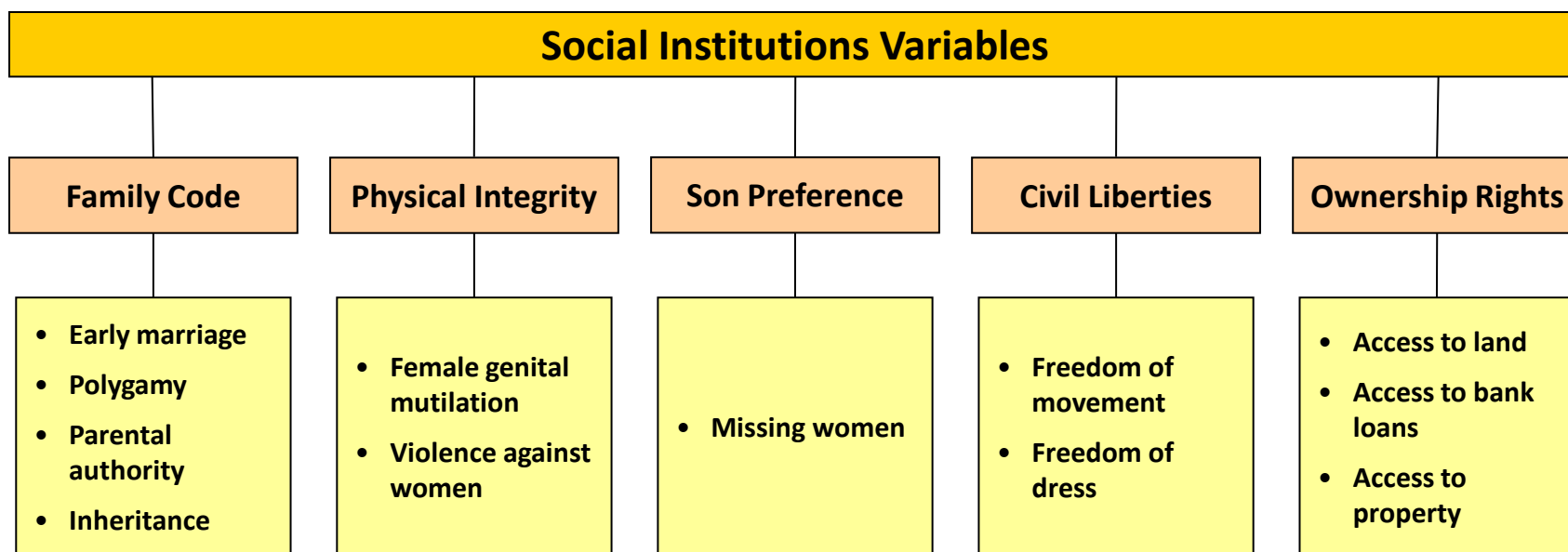
Why Social Institutions?

- Existing statistics of gender equality cover **inequality outcomes**
 - Gender Related Development Index (GDI), UNDP
 - Gender Empowerment Measure (GEM), UNDP
 - Global Gender Gap Index (GGI), WEF
 - Gender Equity Index (GEI), Social Watch
 - African Gender and Development Index (AGDI), UNECA
- The SIGI measures the **root causes of gender inequality**
 - Traditions inducing inequalities (e.g. inheritance practices)
 - Social norms impacting on gender equality (e.g. son preference)
 - Cultural practices limiting the freedom of women (e.g. obligations to be accompanied by male guardian)





12 Innovative Indicators



All variables are coded between 0 and 1. The value 0 means no or very low inequality and the value 1 indicates high inequality. Three of the variables (Early marriage, Female genital mutilation and Violence against women) are continuous. The other indicators are on an ordered categorical scale.



The SIGI Formula

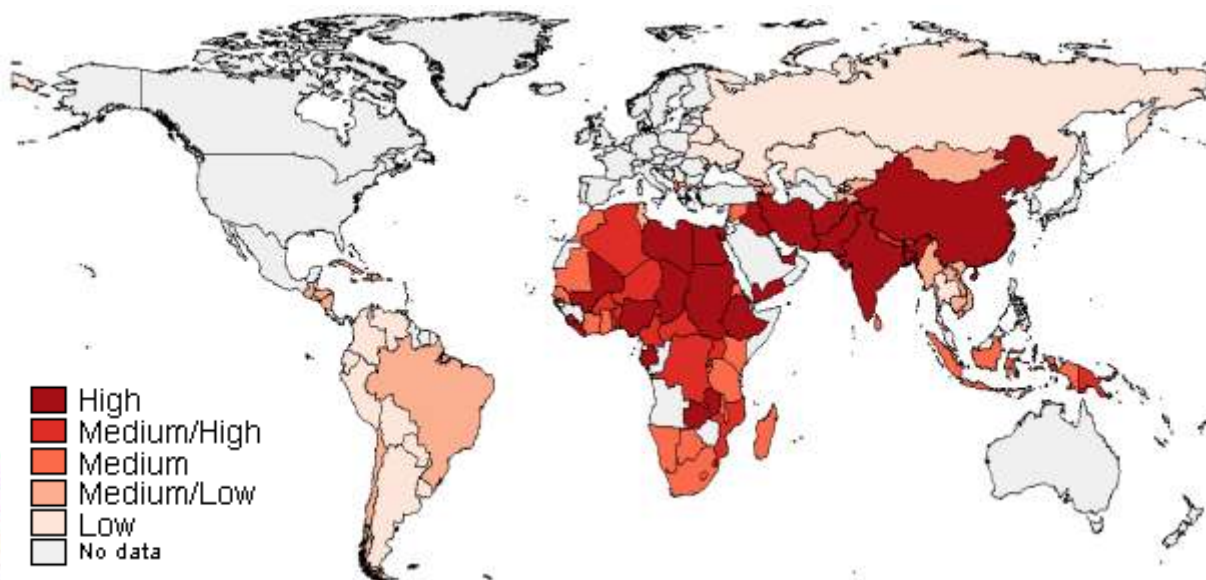
The SIGI is an unweighted average of the subindices. Each term is squared to allow partial compensation.

Its values are between 0 and 1, with 0 meaning no inequality and 1 indicating complete inequality.

$$\text{SIGI} = \frac{1}{5} (\text{Subindex Family Code})^2 + \frac{1}{5} (\text{Subindex Civil Liberties})^2 + \frac{1}{5} (\text{Subindex Physical Integrity})^2 + \frac{1}{5} (\text{Subindex Son Preference})^2 + \frac{1}{5} (\text{Subindex Ownership Rights})^2$$



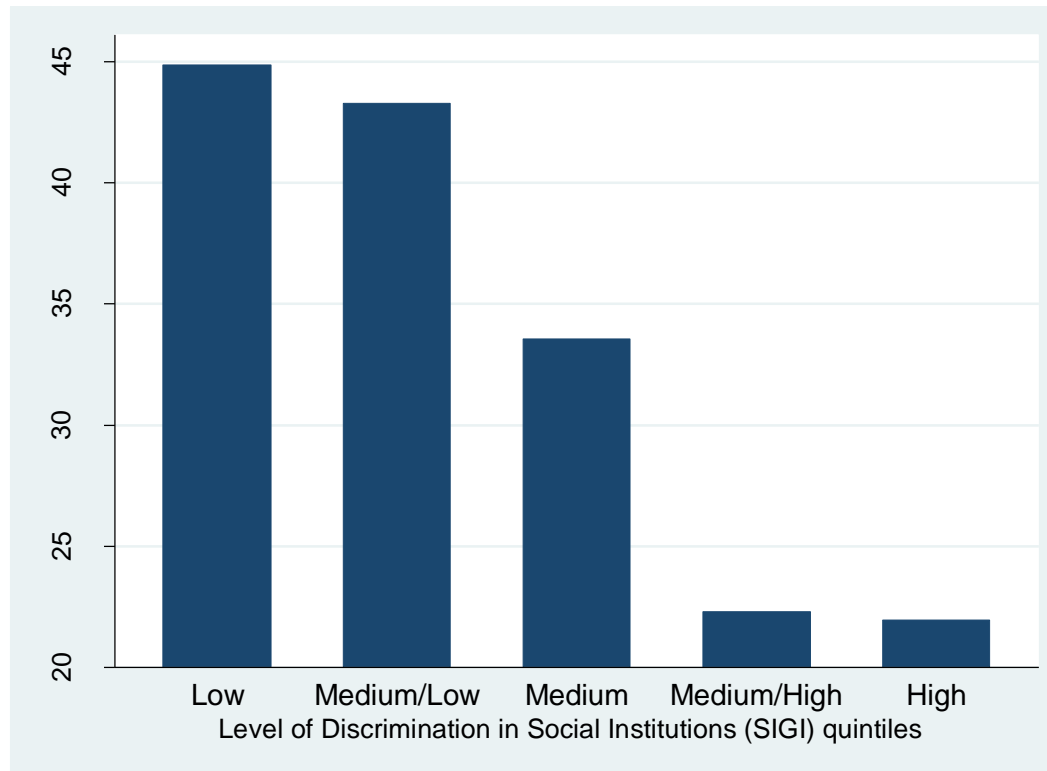
What does the SIGI show?



- **Bottom performers** among 102 non-OECD countries: Sudan, Afghanistan, Sierra Leone
- **Top performers:** Paraguay, Croatia, Kazakhstan
- **Highest inequality:** sub-Saharan Africa; Middle East and North Africa; South Asia
- **Lowest inequality:** Latin America; Europe and Central Asia
- **Region with both high and low performers:** East Asia and Pacific

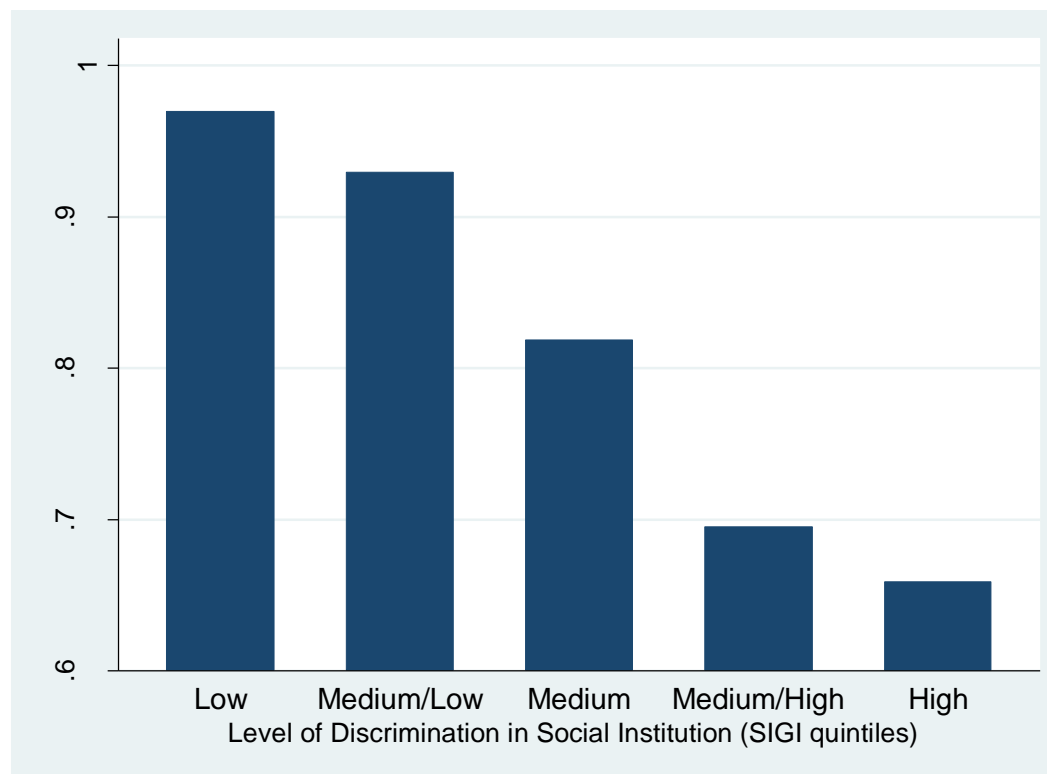


Affecting Outcomes: SIGI and Female Employment





Affecting Outcomes: SIGI and Literacy Ratio





How can I use the SIGI?

- **Score and Ranking** provide an overview of gender discrimination in social institutions
- **Subindices** help locate areas of particular concern
- **Social Institutions Indicators** offer new empirical evidence
- **GID Country Notes** explain in depth the SIGI score and ranking
- **GID Statistics**, including the SIGI composite measure, can be accessed free of charge from www.oecd.org/dev/gender



All about the SIGI at Genderindex.org

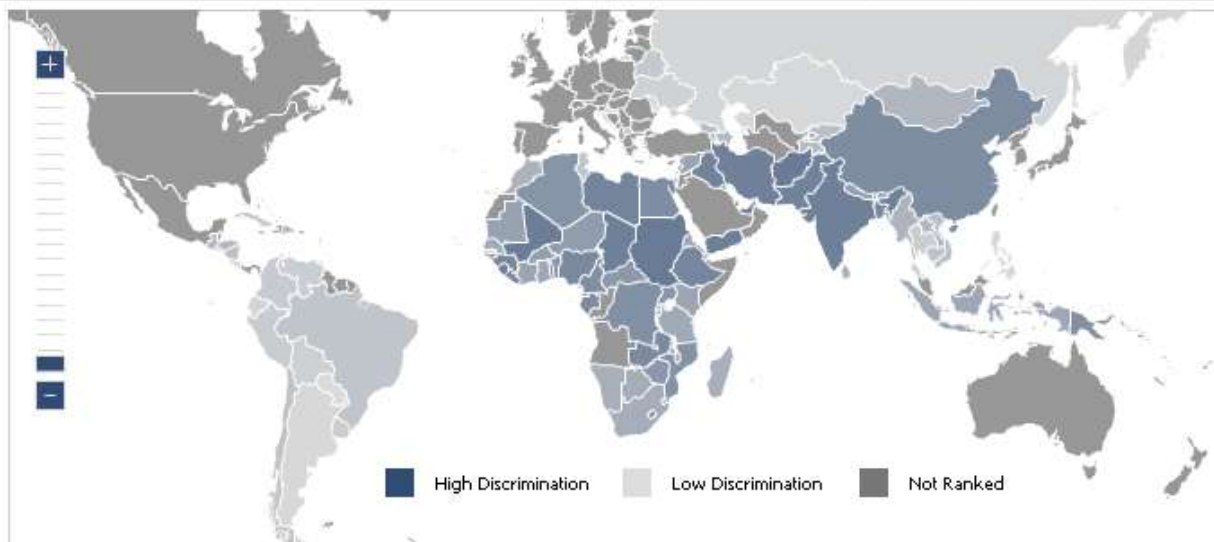
SIGI

Social Institutions
& Gender Index



CENTRE DE DEVELOPPEMENT
CENTRE

Home
Ranking
Country Profiles
Methodology
Statistics
Blog
Team
Contact Us



SIGI 2009 at a glance: The map shows each country's ranking in the 2009 Social Institutions and Gender Index (SIGI). Click on a country to read about gender equality and social institutions.

About the SIGI: The Social Institutions and Gender Index (SIGI) is a new composite measure of gender discrimination based on social institutions. It measures gender inequality in five areas: Family Code, Physical Integrity, Son Preference, Civil Liberties and Ownership Rights in 102 non-OECD countries. **Find out more:**

[SIGI Audio Slideshow](#)
[SIGI Methodology](#)
[Press Release](#)



What next?

- Gender Atlas
- Annual update: Bringing data collection and debate to national level
 - Involving regional and national partners
 - Using new technologies: Wikigender, crowd sourcing
- Attempt to include OECD countries in measure
- Further utilise the index for analysis and advocacy



Funding Partners



Norway



Sweden



Finland



Thank you

www.genderindex.org