

Sweden's Aid at a glance

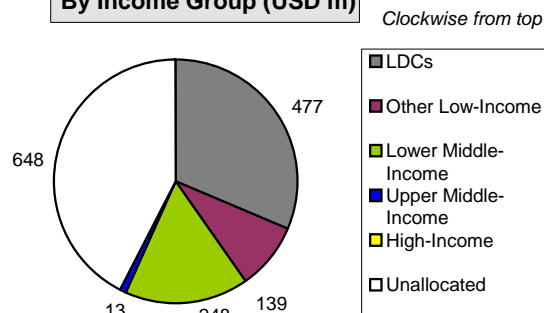
SWEDEN

Gross Bilateral ODA, 2002-03 average, unless otherwise shown

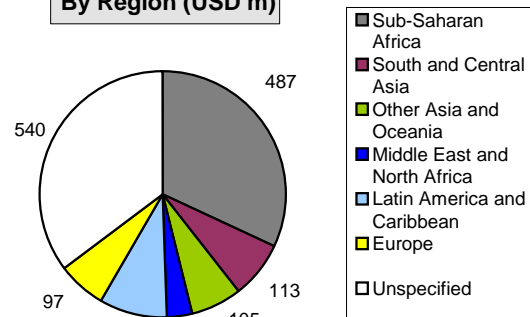
Net ODA	2002	2003	Change 2002/03
Current (USD m)	2 012	2 400	19.3%
Constant (2002 USD m)	2 012	1 955	-2.8%
In Swedish Kronor (million)	19 554	19 388	-0.8%
ODA/GNI	0.84%	0.79%	
Bilateral share	63%	74%	
Net Official Aid (OA)			
Current (USD m)	107	127	18.9%

Top Ten Recipients of Gross ODA/OA (USD million)	
1 Congo, Dem. Rep.	89
2 Tanzania	64
3 Mozambique	51
4 Nicaragua	37
5 Russia (OA)	36
6 Afghanistan	35
7 Palestinian Adm. Areas	32
8 Bosnia and Herzegovina	31
9 Serbia & Montenegro	30
10 Uganda	28

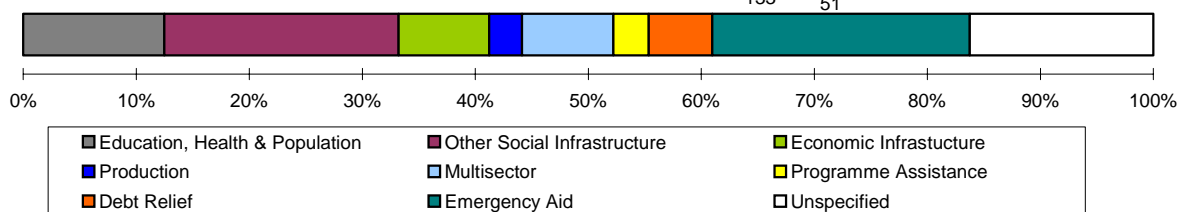
By Income Group (USD m)



By Region (USD m)



By Sector



Net ODA from DAC countries in 2004

