

Aid in Support of Environment 2007-2008

Japan

Average commitments for 2007-2008, unless otherwise shown

Investment in environment is necessary for improving economic, social and political conditions in developing countries within the framework of sustainable development.

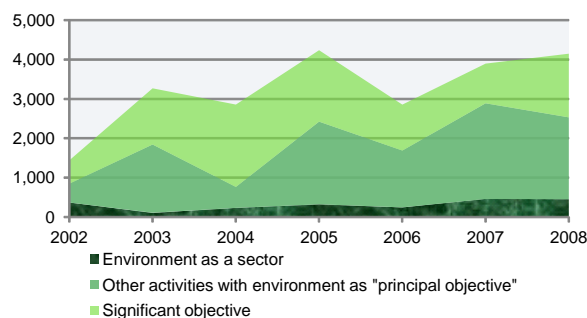
An activity can target environment as a "principal objective" or "significant objective". Principal means environment was an explicit objective of the activity and fundamental in its design. Significant means environment was an important, but secondary, objective of the activity. Not targeted means that the activity was screened for promoting environment, but was not found to have targeted it.

Not all activities have been screened against the environment marker: the coverage ratio for sector-allocable activities is 99%.

Aid to Environment, commitments

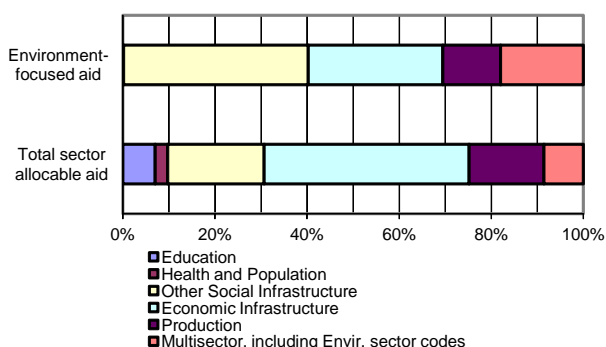
	USD million, current prices	
	2007	2008
Environment as a sector	459	509
Other activities scored "principal objective"	2432	2347
"significant objective"	1007	1821
Total of environment-focused aid	3898	4677
Not targeted	4899	7845
Not screened	70	133
Total sector-allocable aid	8867	12655
Share of environment-focused aid (1)	44%	37%
<i>Memo:</i>		
Total non sector-allocable aid	3680	4245

Total environment-focused aid, 2007 USD million

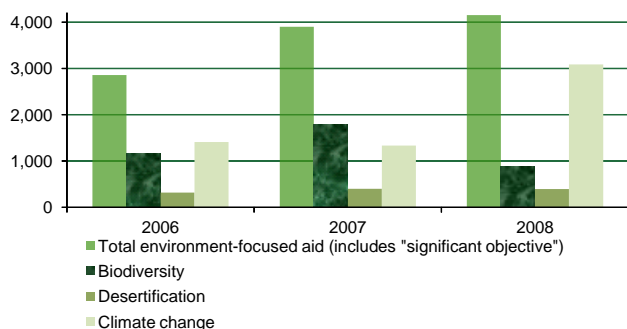


Sector breakdown

Sectoral components of environment-focused aid



Focus on Rio conventions (2), USD million



Top ten recipients

Environment focus in aid to top ten recipients

	USD million		
	Total aid	Total sector allocable aid	Environment focused aid
Iraq	2466	1216	17%
India	2352	2348	63%
Indonesia	1288	924	32%
Viet Nam	975	951	48%
China	743	728	65%
Tanzania	439	91	3%
Sri Lanka	407	384	27%
Thailand	350	345	88%
Philippines	308	299	83%
Pakistan	282	275	1%

Top ten recipients of environment-focused aid

	Environment-focused aid	
	USD Million	%
India	1487	63%
China	471	65%
Viet Nam	460	48%
Thailand	305	88%
Indonesia	299	32%
Philippines	248	83%
Iraq	209	17%
Morocco	129	72%
Sri Lanka	102	27%
Panama	84	94%

(1): Percentage of sector allocable aid. Activities not screened against the environment marker have been excluded.

(2): Data on Rio Conventions markers (Biodiversity, Desertification, Climate Change) are extracted from the latest study on Aid targeting the Objectives of the Rio Conventions available at www.oecd.org/dac/stats/rioconventions.