



STATISTICS, KNOWLEDGE AND POLICY

OECD World Forum on Key Indicators

10 – 13 November 2004
Teatro Massimo, Palermo, Italia

**OECD WORKSHOP
SCIENTIFIC PROGRAMME**

ABSTRACTS

www.oecd.org/oecdworldforum

PLENARY ROOM

Wednesday, 10th November 2004

14:00 – 17:00

Measuring Social Capital: National Experiences and International Possibilities

Invited papers:


"Measuring Social Capital in Australia"
by Elisabeth Davis and Jon Hall

"Towards an Atlas of Social Capital and Institutions in Italy: Strategy, Developments and Open Issues"
by Alessandra Righi

Speakers

		
<p>Penny Babb Head of Socio-Economic Inequalities Branch, Office for National Statistics, United Kingdom</p>	<p>Jon Hall Project Leader, Measures of Australia's Progress, Australian Bureau of Statistics</p>	<p>Alessandra Righi Senior Researcher, National Institute of Statistics, Italy</p>

Chairperson


<p>Tom Schuller Head, Centre for Educational Research and Innovation, OECD</p>

Abstract

MEASURING SOCIAL CAPITAL IN AUSTRALIA

Elisabeth Davis and Jon Hall

There has been a growing interest in the policy applications of social capital in Australia, resulting in a demand for measurement at the national, state and local community level. The Australian Bureau of Statistics (ABS) has responded to this need by developing a measurement framework in consultation with all levels of government, non-government organisations and academic researchers. The paper discusses the Australian social capital framework and indicators (published by ABS in February 2004), the policy drivers for this work, and experiences in measuring aspects of social capital in ABS's 2002 General Social Survey. A more comprehensive social capital module is currently being developed for inclusion on our 2006 General Social Survey.

Abstract

**TOWARDS AN ATLAS OF SOCIAL CAPITAL AND INSTITUTIONS IN ITALY:
STRATEGY, DEVELOPMENTS AND OPEN ISSUES**

Alessandra Righi

In the late 90's Social Capital gained wide interest among researchers and policy makers. This interest developed together with the results of some promising reports that showed how social capital could help to explain not only the differences in productive organisation and economic development, but also the differences in other sectors of social life (health, home..). Furthermore, the attempts to incorporate the relational aspects into the theories on development in the past few years have produced some interesting practical consequences in Italy (territorial pacts, business incubators etc). The need to measure Social Capital is becoming a more urgent one, as the term seems to be frequently used in the strategic policies of many local authorities or non-profit associations. This is the reason why interest in social capital is growing in national statistical institute and research institutes.

In this paper, after a brief overview of the concept framework within which the project intends to operate and of the experience gained or ongoing on an international and national level, there will be an outline of the developments of the Istat Social Capital and Institutions Atlas Project. The paper describe the choice of working definition, the process of selection of Social Capital main dimensions and themes, the description of the construction of the matrix of Istat data sources and question databank. Key element of the Atlas is searching both for the most appropriate territorial level and for the most appropriate data source for each dimension that contribute to the definition of Social Capital. Opens issues and next stages of the Project conclude the paper, together with some remarks on the strategic role of collaboration with other scientific and governmental institutions.

ROOM DEGLI STEMMI

Wednesday, 10th November 2004

14:00 – 15:45


Gender Statistics: a Tool to Change Policies

Invited papers:

“Gender Statistics and the Work of the National Development Plan Gender Equality Unit, Ireland”
by Mark Manto




“Gender Equality Statistics and Indicators: The Canadian Experience”
by Brigitte Neumann

Speakers

	
<p>Mark Manto Statistician, National Development Plan, Gender Equality Unit, Department of Justice, Equality and Law Reform, Ireland</p>	<p>Brigitte Neumann Executive Director, Nova Scotia, Advisory Council on the Status of Women, Canada</p>

Chairperson

Discussants

		
<p>Len Cook National Statistician, Office for National Statistics, United Kingdom</p>	<p>Angela Me Chief, Social and Demographic Statistics Division, UNECE</p>	<p>Jin-Woo Cho Director, Policy Co-ordination Division, Ministry of Gender Equality, Korea</p>

Abstract

**GENDER STATISTICS AND THE WORK
OF THE NATIONAL DEVELOPMENT PLAN GENDER EQUALITY UNIT, IRELAND**

Mark Manto

This paper begins with a brief outline of the position prior to membership of the EEC in 1973. It goes on to describe that gender mainstreaming is the process of placing a gender equality perspective into mainstream policies as these policies are developed, implemented and evaluated. The gender mainstreaming function and commitments within the Irish National Development Plan (NDP) are explained. The paper then illustrates the importance of gender statistics in this gender mainstreaming process. The role, functions and in particular the statistical and data research activities of the NDP Gender Equality Unit are explained in detail and placed in the context of the overall gender mainstreaming of the NDP. The process of gender mainstreaming a particular policy area is described in a step by step process. The paper concludes by briefly describing some of the barriers to gender mainstreaming and how to overcome these barriers, particularly through the use of statistics, either through research surveys and publications or by means of databanks of relevant gender disaggregated statistics.

Abstract

GENDER EQUALITY STATISTICS AND INDICATORS: THE CANADIAN EXPERIENCE

Brigitte Neumann

The need for gender equality indicators has been emphasized by a number of international conventions and declarations. However, many countries, including Canada, while doing fairly well in collecting gender statistics, still face challenges in using statistics as effectively as possible to provide the indicators needed to understand how conditions in society are changing for women and men. This paper will review the institutional framework within which gender equality statistics and indicators are developed. It provides examples of collaboration between federal, provincial and territorial governments, women's machinery, non-governmental organizations and academic institutions Canada that allows for the creation and use of these statistics in activities such as gender-based analysis, monitoring and reporting. Key examples of best practices from a variety of agencies and future directions will be discussed.

ROOM ONU

Wednesday, 10th November 2004

14:00 – 15:45

Rewarding Jobs: Government Policy and Work Incentives

Invited paper:

"Rewarding Jobs: Government Policy and Work Incentives"
by Christopher Heady and Herwig Immervoll

Speakers

	
<p>Christopher Heady Head of Tax Policy and Statistics Division, Center for Tax Policy and Administration, OECD</p>	<p>Herwig Immervoll, Social Policy Division, Directorate for Employment, Labour and Social Affairs, OECD</p>

Chairperson

Discussants

		
<p>Jean-Pierre de Laet Head of Unit, Economic Analysis of Taxation, Directorate of General Taxation and Customs Union, European Commission</p>	<p>Paolo Sestito Economic Advisor, Ministry of Social Welfare and Labour, Italy</p>	<p>David Stanton Chair, Indicators Sub-Group, Social Protection Committee of the European Union</p>

Abstract

REWARDING JOBS: GOVERNMENT POLICY AND WORK INCENTIVES¹

Christopher Heady and Herwig Immervoll

There is widespread concern around the world about 'benefit dependency' and the need to provide incentives for people of almost all skill levels to participate in the labour market. This concern is particularly focussed on low-skilled people who command low wages when they do participate. These low-skilled people are generally observed to have lower employment rates than higher skilled people, and it is widely believed that this is partly explained by the tax and benefit systems placing them in a situation where the financial return to work is inadequate. This concern naturally leads to a wish to design policies that improve the financial return to work and to the search for indicators that can measure the effect of policy on work incentives. Such indicators could be used for several purposes: the identification of sub-groups in the population for whom policy has seriously reduced work incentives; the measurement of progress in improving incentives; and the comparison across countries of the disincentives created by the tax and benefit systems, as in the 'open co-ordination' approach of the European Union. This paper provides an overview of OECD publications that provide such indicators as well as the modelling framework used as a basis for constructing these indicators. Of course, tax and benefit systems have other objectives apart from providing incentives to work. Therefore, both OECD publications provide information that can be used to measure progress in a fuller range of objectives.

¹

The results reported here represent output from a joint project between the OECD and the European Commission which is partly financed by the European Community. The views expressed herein are those of the authors and do not implicate the European Commission, the OECD or the governments of respective member countries.

ROOM POMPEIANA

Wednesday, 10th November 2004

14:00 – 15:45




Using Foreign Direct Investment Statistics for Policy Indicators

Invited papers:

"OECD's Work to Measure Foreign Direct Investment" by Ayse Bertrand




Multiple Indicators for Multiple Uses: United States Statistics on Foreign Direct Investment"
by Obie G. Whichard

Speakers

		
<p>Ayse Bertrand International Investment Statistics, Directorate for Financial and Enterprise Affairs, OECD</p>	<p>Obie Whichard Chief, International Investment Division, Bureau of Economic Analysis, US Department of Commerce</p>	<p>William Witherell Director, Directorate for Financial and Enterprise Affairs, OECD</p>

Chairperson

Discussants

		
<p>Hans Kausch Member of the OECD Investment Committee, Head of Division, Federal Ministry of Economics and Labour, Germany</p>	<p>Roger de Boeck Head of Service, Balance of Payments, Statistics Department, National Bank, Belgium</p>	<p>Jean-Marc Israël Head of External Statistics Division, European Central Bank</p>

Abstract

**MULTIPLE INDICATORS FOR MULTIPLE USES:
UNITED STATES STATISTICS ON FOREIGN DIRECT INVESTMENT**

Obie G. Whichard

The United States has a lengthy history as a direct investor and as a host of direct investment. It has developed an extensive data system to track this investment and the related operations, and over time it has made numerous improvements to the system as policy and other needs have created new demands. This presentation gives a general overview of the system and discusses selected need-driven data improvements. The improvements singled out for discussion relate to the development of current-price measures of investment stocks, supplemental current-account measures based on ownership, unduplicated measures of production by direct investment enterprises, and data on services delivered through the commercial presence mode of supply. Use of the data to address topical issues is illustrated through a discussion of offshore outsourcing by U.S. multinational companies. The presentation concludes with a discussion of two situations that have created difficulties in the interpretation of U.S. data on direct investment—(1) the interposition of holding company affiliates between U.S. parent companies and their foreign operating affiliates, and (2) corporate inversions.

ROOM DEGLI STEMMI

Wednesday, 10th November 2004

16:00 – 17:45

Health Care Performance: The Role of International Indicators

Invited paper:

"Discussing Health Care Performance: The Role of International Indicators"
by Manfred Huber and Peter Scherer

Speakers

	
<p>Peter Scherer Counsellor, Directorate for Employment, Labour and Social Affairs, OECD</p>	<p>Manfred Huber Health Policy Unit, Directorate for Employment, Labour and Social Affairs, OECD</p>

Chairperson

Discussants

		
<p>Edward Sondik Director, National Center for Health Statistics, Center for Disease Control Prevention, United States</p>	<p>Charles Hardy Head of Planning and Evaluation, Department of Health and Children, Ireland</p>	<p>Michael Wolfson Assistant Chief Statistician Analysis and Development, Statistics Canada</p>

Abstract

HEALTHY PEOPLE: THREE DECADES OF NATIONAL HEALTH GOALS

Edward J. Sondik

Healthy People is a system of health-related indicators initiated by the United States government to help guide actions to improve disease prevention and health promotion. In this paper we will discuss the history of the initiative, the framework and scope of the indicators, the program's management and impact, and some of the lessons we believe Healthy People gives us regarding national indicators.

ROOM ONU

Wednesday, 10th November 2004

16:00 – 17:45

Indicators to Evaluate Agricultural Policies in OECD and non-OECD Countries

Invited papers:

*“Developing a conceptual framework to monitor agricultural policy indicators
and analyse their impact in the context of developing countries”*
by Ali Arslan Gurkan


OECD Indicators to Evaluate Progress in Agricultural Policy Reform”
by Wilfrid Legg

Speakers

	
Ali Arslan Gurkan Chief, Basic Foodstuffs Service, FAO	Wilfrid Legg Head of Policies and Environment Division, Agriculture Directorate, OECD

Chairperson

Discussant

	
Gérard Viatte Special Advisor to the FAO and Former Director, Agriculture Directorate, OECD	Annalisa Zezza Director General, Ismea, Italy

ROOM POMPEIANA

Wednesday, 10th November 2004


16:00 – 17:45

Territorial Indicators for Regional Policies

Invited paper:

“Increasing the Competitiveness of Regions: The Role of Territorial Benchmarking”
by Vincenzo Spiezia

Speaker



Vincenzo Spiezia
Head,
Territorial Statistics and
Indicators Division, Directorate
of Public Governance and
Territorial Development, OECD

Chairperson

Discussant



Giorgio Cesari
Director General, APAT,
Italy



Dev Virdee
Deputy Director, Regional
and Local Division,
Office for National Statistics,
United Kingdom