

***ECONOMIC DEVELOPMENT OF UKRAINE***  
***in 2001***

# *Indicators of Economic Growth*

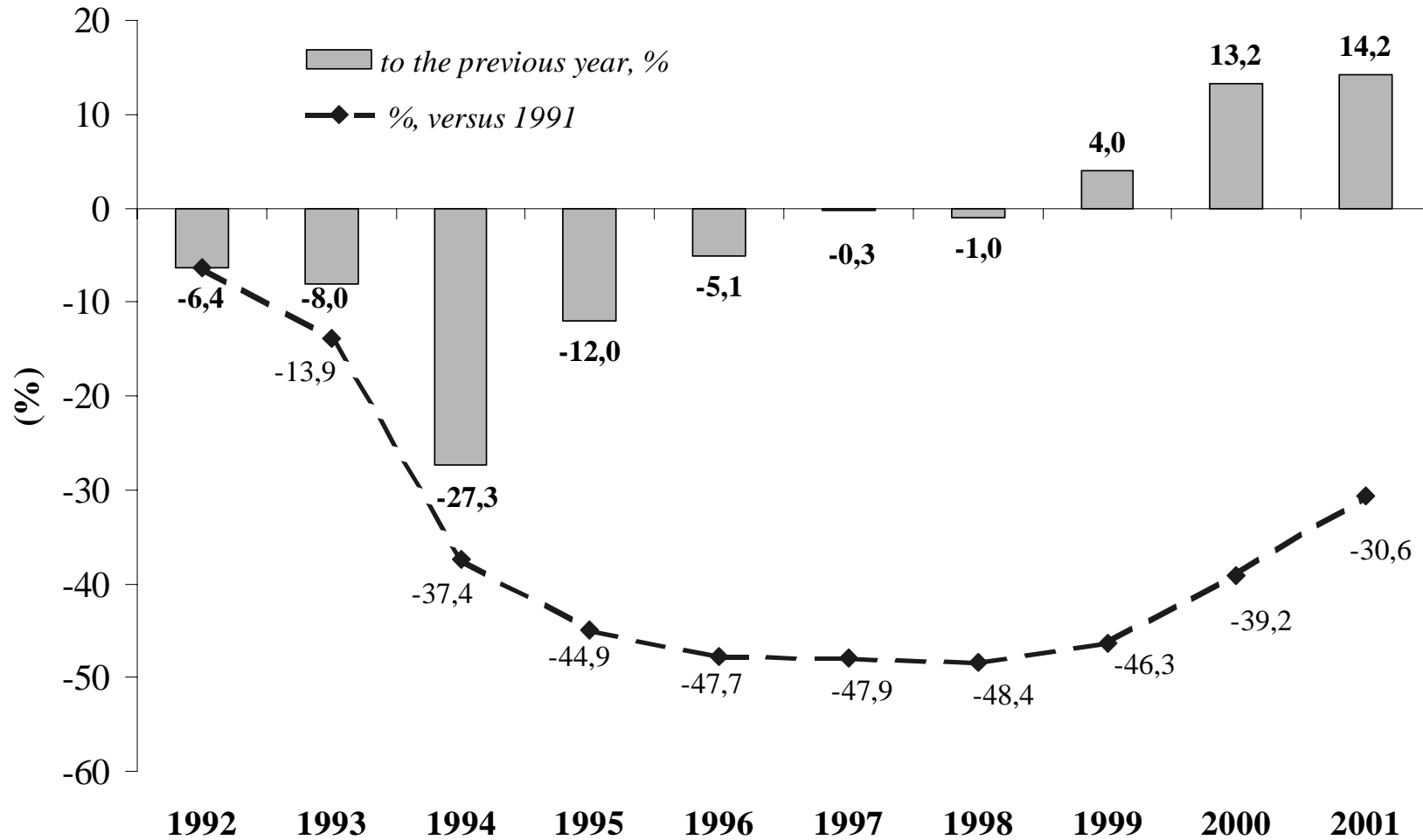
*(Percent Change Over the Same Period Last Year)*

	1994	1995	1996	1997	1998	1999	2000	2001
<b>Real GDP</b>	-22,9	12,2	-10,0	-3,0	-1,9	-0,2	5,9	9,0
<b>Industrial Output</b>	-27,3	-12,0	-5,1	-0,3	-1,0	4,0	13,2	14,2
<b>Agricultural Output</b>	-16,5	-3,6	-9,5	-1,9	-9,8	-6,9	9,8	9,9
<b>Capital Investment</b>	-22,5	-28,5	-22,0	-8,8	6,1	0,4	14,4	17,2
<b>Consolidated Budgetary balance (% to GDP)</b>	-8,9	-6,6	-4,9	-6,6	-2,2	-1,5	0,6	-0,6
<b>Real Incomes of Population</b>	-14,0	1,8	-17,1	6,3	-1,6	-8,0	9,9	9,0
<b>Inflation (December to December, %)</b>	401,0	181,7	39,7	10,1	20,0	19,2	25,8	6,1

\* Deficit of Consolidated budget was 1263,6 mn Hrn in 2001

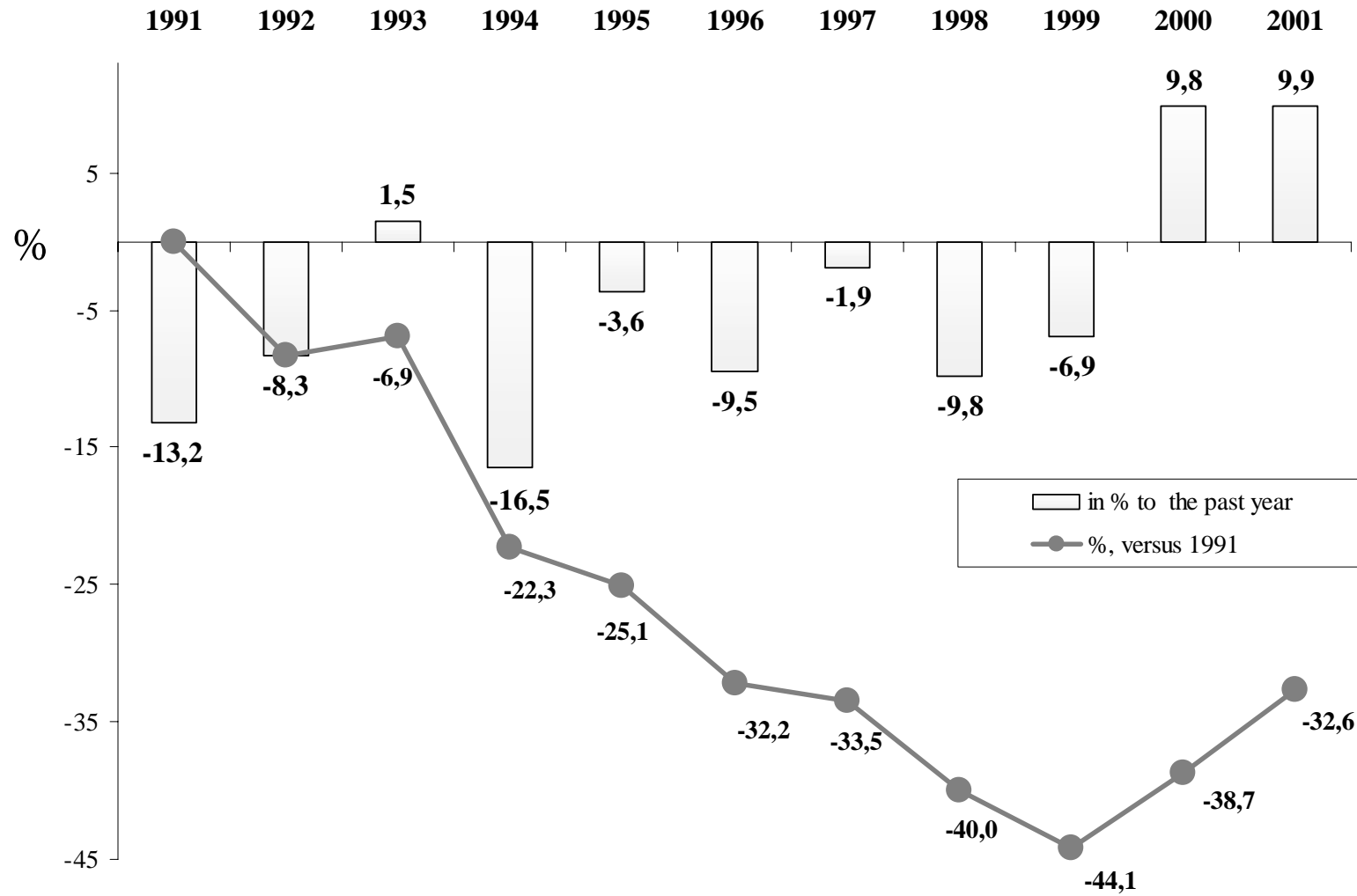
# *Industrial Output*

*(real growth index)*

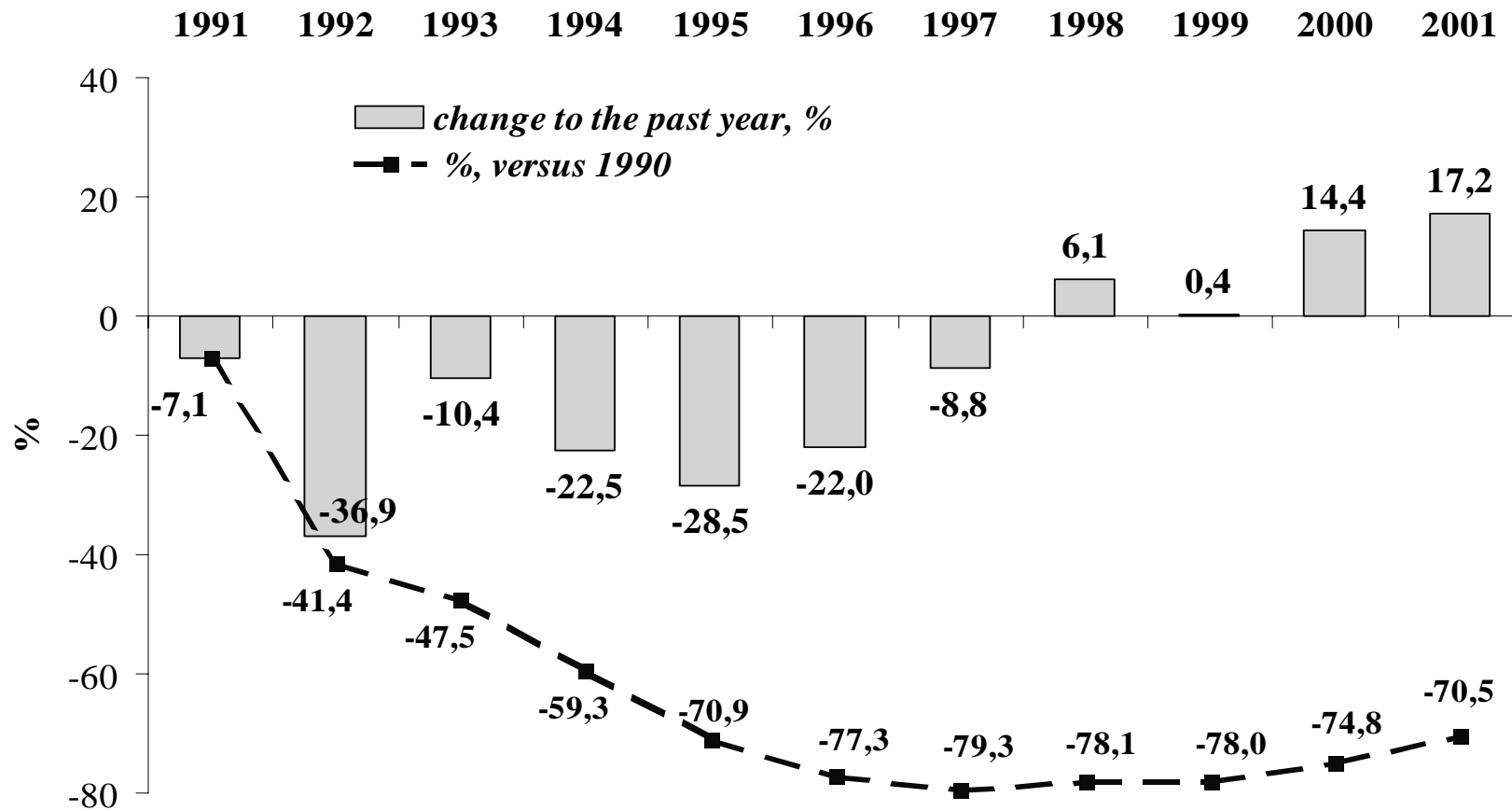


# *Agriculture*

## *(change of real index)*



# *Increase, Reduction (+, -) in Capital Investment*

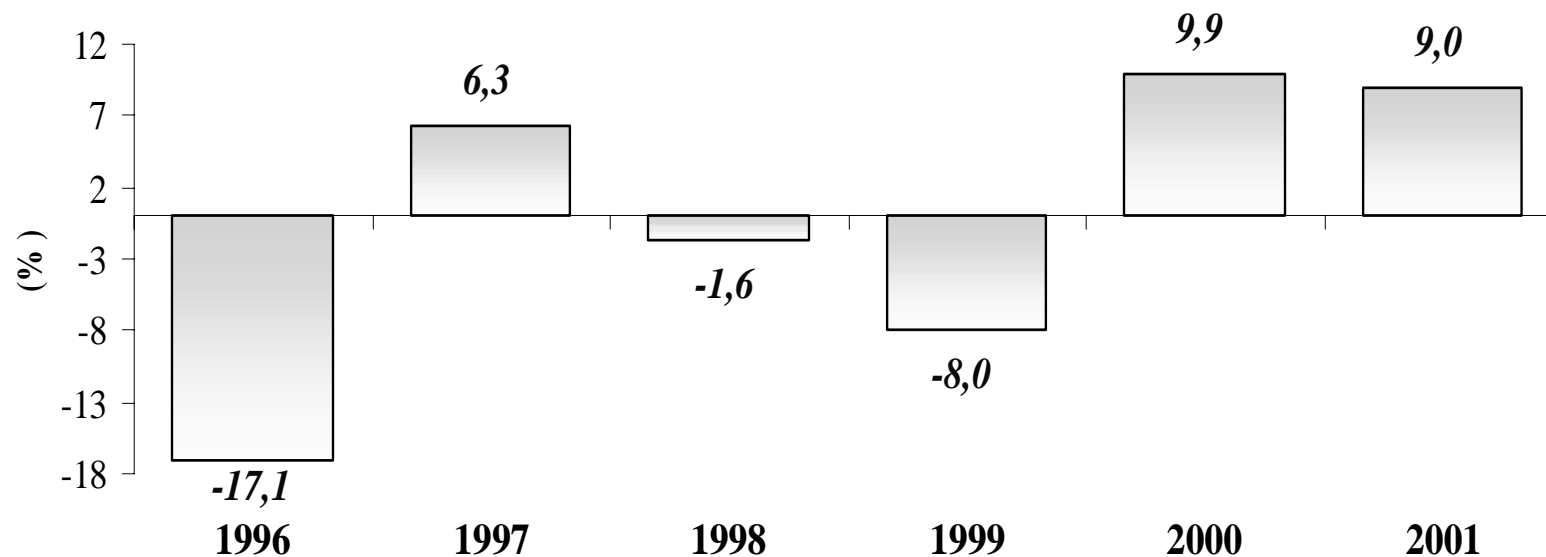


*Ministry of Economy and European Integration of Ukraine*

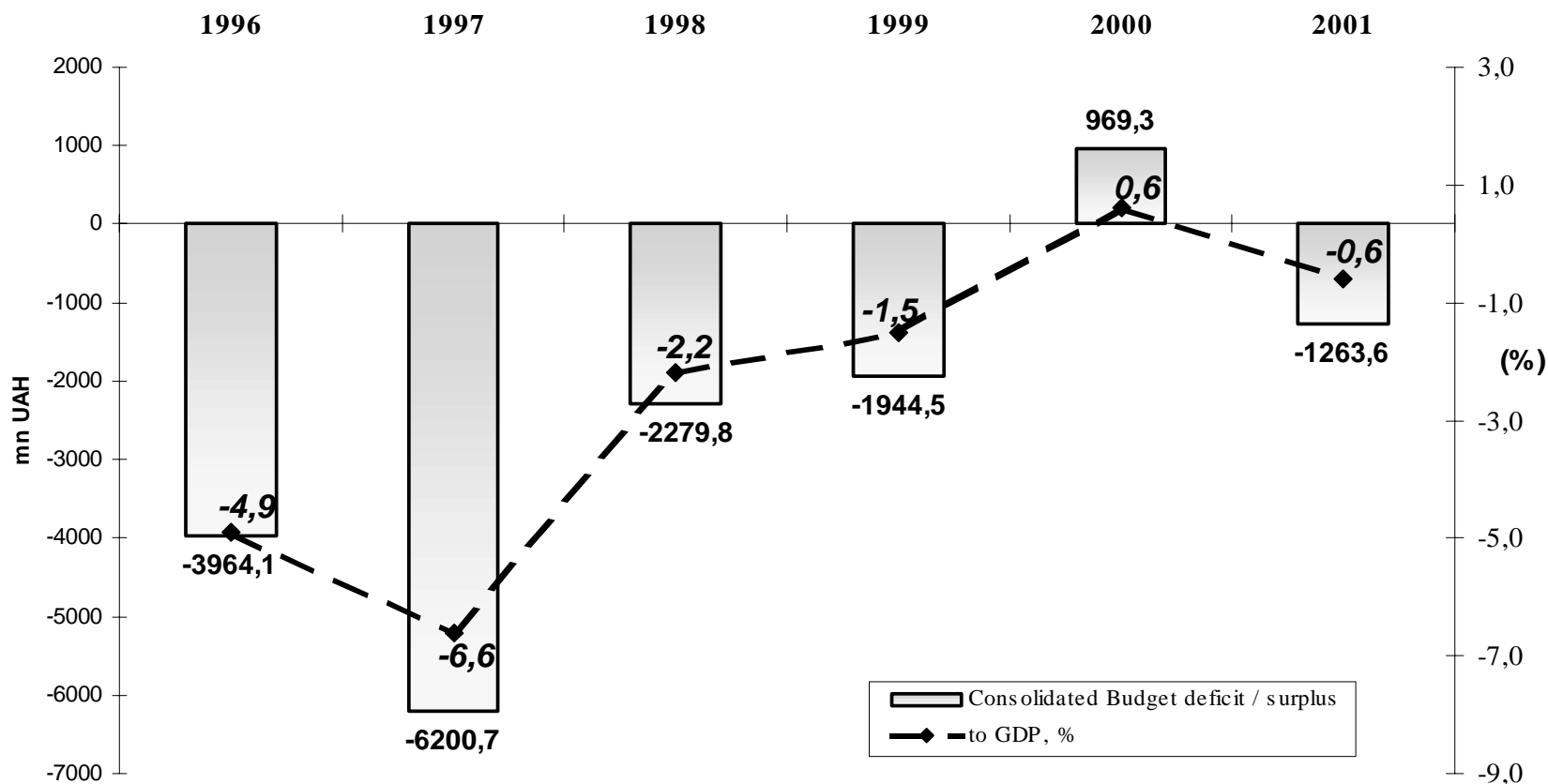
# Poverty Level Reduction

- 2001**
- ◆ Share of low-income population (with average per capital total expenses per month less that 118,3 Hrn.) decreased by 4,9 percent points in I half-year 2001 as compared with I half-year 2000;
  - ◆ Average cash income per capita of population in December 2001 increased in by 24,0%, as compared with 2000 and make up 249,8 Hrn under level of inflation per year 6,1%.

## Real cash incomes of population



# *Deficit (-) / surplus (+)* *Consolidated Budget*



# *Monetary and Credit Indicators*

<b>Indicators</b>	<b>1998</b>	<b>1999</b>	<b>2000</b>	<b>2001</b>
<b>NBU Interest Rate, %</b>	74,2	45,0	27,0	12,5
<b>Monetary mass, versus previous period, %</b>	125,2	140,5	145,4	142,0
<b>Monetary base versus previous period, %</b>	122,2	139,0	140,0	137,4
<b>Cash share in money supply, %</b>	45,6	43,4	39,9	42,7
<b>Level of monetization, %</b>	13,6	14,9	15,7	18,4
<b>Credits given by commercial banks, % change to the beginning of the year</b>	121,6	132,8	162,2	145,3
<b>In national currency</b>	98,5	111,7	178,8	151,0
<b>In foreign currency</b>	178,86	161,63	146,6	138,9
<b>Natural persons funds, % change to the beginning of the year</b>	134,5	135,3	140,0	157,6
<b>Increase in the official exchange rate of hryvnia to USD, % since the beginning of the year</b>	-82,5	-52,2	-4,2	+2,5

# *Dynamics of Foreign Trade in Goods and Services*

