

Aid at a glance

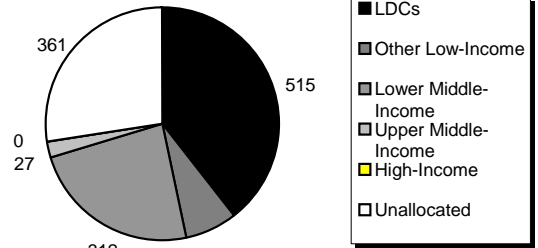
NORWAY

Net ODA	2002	2003	Change 2002/03
Current (USD m)	1 696	2 042	20.4%
Constant (2002 USD m)	1 696	1 775	4.6%
In Norwegian Kroner (million)	13 544	14 457	6.7%
ODA/GNI	0.89%	0.92%	
Bilateral share	68%	72%	
Net Official Aid (OA)			
Current (USD m)	45	50	11.6%

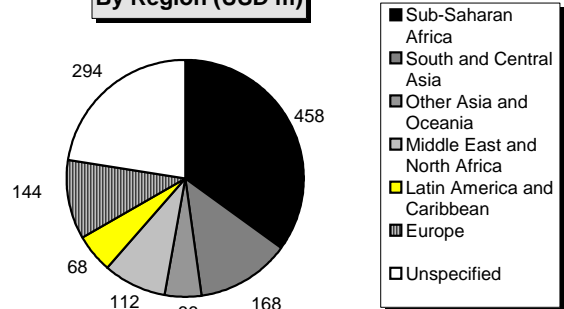
Top Ten Recipients of Gross ODA/OA (USD million)	
1 Afghanistan	65
2 Tanzania	57
3 Palestinian Adm. Areas	52
4 Mozambique	46
5 Iraq	38
6 Uganda	35
7 Serbia & Montenegro	33
8 Ethiopia	33
9 Somalia	33
10 Zambia	32

Gross Bilateral ODA, 2002-03 average, unless otherwise shown

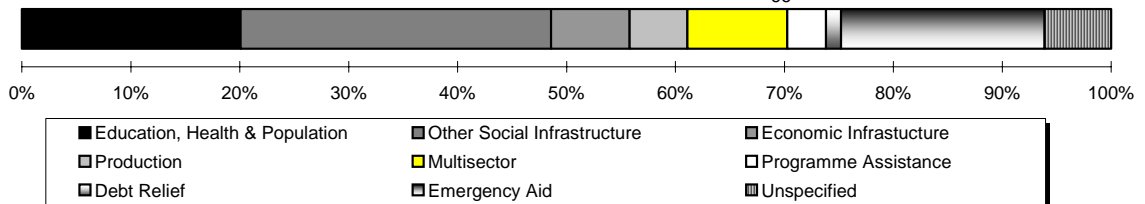
By Income Group (USD m)



By Region (USD m)



By Sector



Net ODA in 2003

