

# Aid in Support of Environment 2007-2008

## Austria

Average commitments for 2007-2008, unless otherwise shown

Investment in environment is necessary for improving economic, social and political conditions in developing countries within the framework of sustainable development.

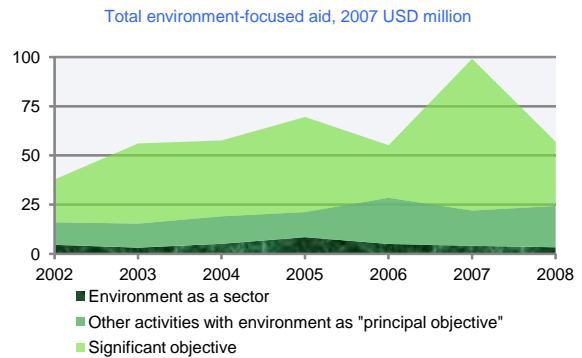
An activity can target environment as a "principal objective" or "significant objective". Principal means environment was an explicit objective of the activity and fundamental in its design. Significant means environment was an important, but secondary, objective of the activity. Not targeted means that the activity was screened for promoting environment, but was not found to have targeted it.

Not all activities have been screened against the environment marker: the coverage ratio for sector-allocable activities is 79%.

### Aid to Environment, commitments

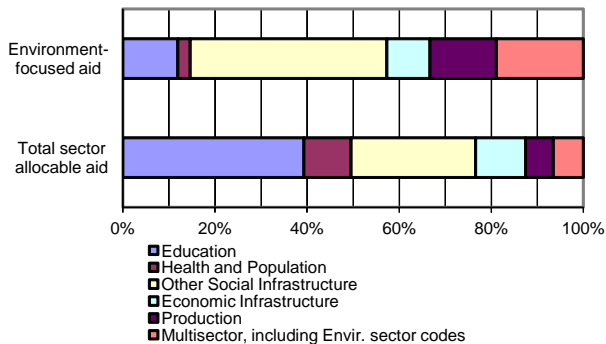
	USD million, current prices	
	2007	2008
Environment as a sector	4	4
Other activities scored "principal objective"	18	23
"significant objective"	77	35
<b>Total of environment-focused aid</b>	<b>99</b>	<b>62</b>
Not targeted	98	368
Not screened	163	2
<b>Total sector-allocable aid</b>	<b>360</b>	<b>431</b>
<b>Share of environment-focused aid (1)</b>	<b>50%</b>	<b>14%</b>
Memo:		
Total non sector-allocable aid	1022	877

It has not been possible to separately identify not targeted and not screened in 2008

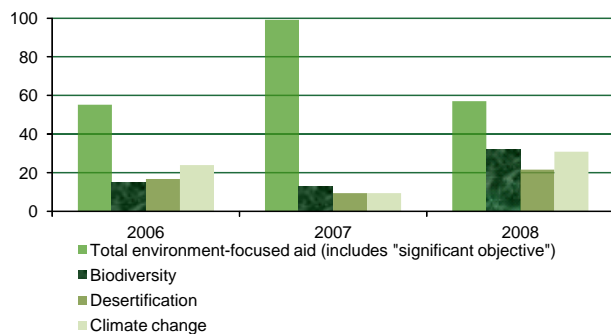


### Sector breakdown

#### Sectoral components of environment-focused aid



#### Focus on Rio conventions (2), USD million



### Top ten recipients

#### Environment focus in aid to top ten recipients

	USD million		
	Total aid	Total sector-allocable aid	Environment focused aid
Iraq	592	1	7%
Nigeria	161	1	2%
China	38	38	0%
Serbia	36	36	18%
Bosnia-Herzegovina	36	36	2%
Georgia	28	1	0%
Viet Nam	28	28	0%
Turkey	26	26	0%
Ethiopia	16	10	61%
Chad	15	0	0%

#### Top ten recipients of environment-focused aid

	Environment-focused aid	
	USD Million	%
Uganda	7	63%
Ethiopia	6	61%
Serbia	6	18%
Nicaragua	6	64%
Bhutan	4	65%
Burkina Faso	4	83%
Rwanda	3	86%
Albania	2	45%
Montenegro	2	50%
South Africa	2	85%

(1): Percentage of sector allocable aid. Activities not screened against the environment marker have been excluded.

(2): Data on Rio Conventions markers (Biodiversity, Desertification, Climate Change) are extracted from the latest study on Aid targeting the Objectives of the Rio Conventions available at [www.oecd.org/dac/stats/rioconventions](http://www.oecd.org/dac/stats/rioconventions).