

# Aid in Support of Environment 2007-2008

## Australia

Average commitments for 2007-2008, unless otherwise shown

Investment in environment is necessary for improving economic, social and political conditions in developing countries within the framework of sustainable development.

An activity can target environment as a "principal objective" or "significant objective". Principal means environment was an explicit objective of the activity and fundamental in its design. Significant means environment was an important, but secondary, objective of the activity. Not targeted means that the activity was screened for promoting environment, but was not found to have targeted it.

Not all activities have been screened against the environment marker: the coverage ratio for sector-allocable activities is **80%**.

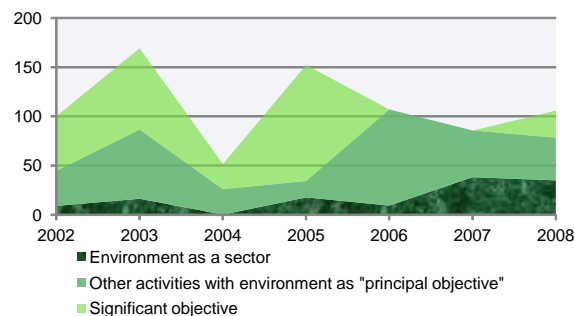
### Aid to Environment, commitments

USD million, current prices

	2007	2008*
Environment as a sector	38	65
Other activities scored "principal objective"	47	45
"significant objective"	0	25
<b>Total of environment-focused aid</b>	<b>86</b>	<b>134</b>
Not targeted *	1085	..*
Not screened	285	..*
<b>Total sector-allocable aid</b>	<b>1455</b>	<b>134</b>
<b>Share of environment-focused aid (1)</b>	<b>7%</b>	<b>..*</b>
<i>Memo:</i>		
Total non sector-allocable aid	254	838

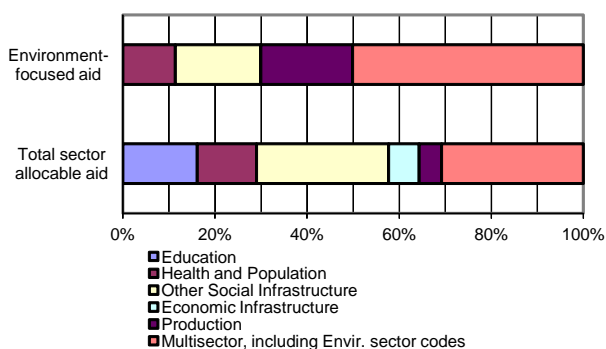
\* 'Not targeted' and 'Not screened' could not be separately identified in 2008

Total environment-focused aid, 2007 USD million

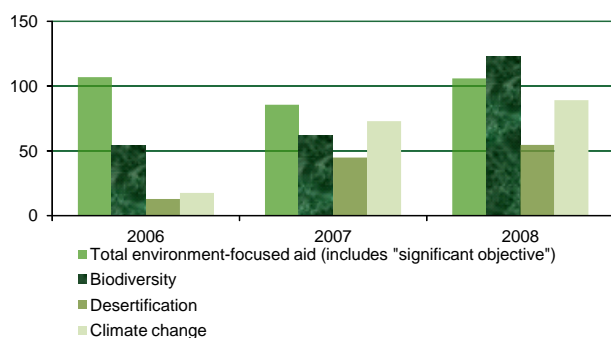


### Sector breakdown

#### Sectoral components of environment-focused aid



#### Focus on Rio conventions (2), USD million



### Top ten recipients

#### Environment focus in aid to top ten recipients

USD million

2007 data only	Total aid	Total sector allocable aid	Environment focused aid
Solomon Islands	192	191	0%
Papua New Guinea	174	173	0%
Philippines	136	131	0%
Timor-Leste	116	113	14%
Indonesia	87	83	1%
Bangladesh	54	40	0%
Afghanistan	36	5	0%
China	34	34	80%
Viet Nam	30	30	7%
Vanuatu	24	22	2%

#### Top ten recipients of environment-focused aid

2007 data only	Environment-focused aid	
	USD Million	%
China	23	80%
Timor-Leste	10	14%
Nauru	4	24%
Viet Nam	2	7%
Sri Lanka	1	21%
Indonesia	0	1%
Niue	0	36%
Vanuatu	0	2%
Tonga	0	1%
Malaysia	0	100%

(1): Percentage of sector allocable aid. Activities not screened against the environment marker have been excluded.

(2): Data on Rio Conventions markers (Biodiversity, Desertification, Climate Change) are extracted from the latest study on Aid targeting the Objectives of the Rio Conventions available at [www.oecd.org/dac/stats/rioonventions](http://www.oecd.org/dac/stats/rioonventions)

\* 'Not targeted' and 'Not screened' could not be separately identified in 2008. Thus tables presenting Environment-focused percentages only use 2007 data

Source: CRS Aid Activity database (Creditor Reporting System) at [www.oecd.org/dac/stats/idsonline](http://www.oecd.org/dac/stats/idsonline)