



2 Aid in Support of Women's Economic Empowerment

1. Aid in support of gender equality and women's empowerment: overview
- 2. Aid in support of women's economic empowerment**
3. Aid in support of gender equality in education and health
4. Aid in support of gender equality in fragile and conflict-affected states
5. Aid in support of gender equality in humanitarian contexts



Aid in support of women's economic empowerment

Main findings

- Aid committed by DAC members to gender equality and women's empowerment in the economic and productive sectors amounted to **USD 4.6 billion** on average per year in 2007-08. This represents **one-fifth** of total aid in these sectors.
- A small share of these USD 4.6 billion targeted gender equality or women's empowerment as the main ("principal") objective (2%).
- Lower priority was given to gender equality in the economic and productive sectors than in all sectors combined.
- Much of the aid targeting gender equality in the economic and productive sectors was allocated to agriculture/rural development (42%).
- There is scope for increasing investments in women's economic empowerment, in particular in the sectors of transport, energy, trade and employment.

Introduction

Economic empowerment aims to raise the capacity of women and men to participate in, contribute to and benefit from growth processes in ways which recognise the value of their contributions, respect their dignity and make it possible to negotiate a fairer distribution of the benefits of growth.¹ Economic empowerment of women increases their access to economic resources and opportunities. This access is often hindered by discrimination and persistent gender inequalities. Women's economic participation and empowerment bring direct benefits to women but also have a strong impact on poverty and growth, and are essential for achieving the Millennium Development Goals (MDGs).

Methodology

The gender equality policy marker

Data on DAC members' aid targeting gender equality and women's empowerment are compiled with the help of the gender equality policy marker in the Creditor Reporting System (CRS). DAC members should screen and mark every aid activity they report to the CRS as either (i) targeting gender equality as a "principal objective" or a "significant objective", or (ii) not targeting the objective. "Principal" means that gender equality is an explicit objective of the activity and fundamental in its design. "Significant" means that gender equality is an important, but secondary, objective of the activity. Not targeted means that the activity was screened, but was found not to support gender equality. (See Annex 1.)

Selection of sector categories relevant to women's economic empowerment

To analyse DAC members' aid to women's economic empowerment, we examined how much aid received a marker score (principal or significant) in a number of economic and productive sectors or sub-sectors. The selection included **economic infrastructure and services** (transport, communications, energy, banking and business services), **productive sectors** (agriculture and rural development, industry, mining), **trade** and a few

¹ Eyben, R and others. (2008). *Conceptualising empowerment and the implications for pro-poor growth*. Institute for Development Studies, 2008.

other categories particularly relevant to women's economic empowerment (public finance management, employment policy, urban development).

The selected economic and productive sectors were grouped into 11 categories that form the basis of the analysis presented here (see groupings and detailed lists of purpose codes in Annex 3). It could be argued that aid focussed on gender equality in the social sectors also supports women's economic empowerment by creating an enabling environment for women's participation in the economy. This aspect is, however, not included in this statistical analysis.

Note on coverage: The figures quoted in this analysis relate only to aid that has been screened (assessed) against the DAC gender equality policy marker in the selected categories. This represented 73% of total aid committed to these sectors in 2007-08. The remainder – aid not screened against the marker – mainly relates to the United States. The other 23 DAC members combined had screened 90% of their aid in these 11 economic and productive categories, so the data are representative of total DAC efforts excluding the United States.

Guidance on interpretation of the data: The marker data do not allow exact quantification of aid allocated or spent on gender equality and women's empowerment. They give an indication (best estimate) of aid flows in support of gender equality and of the extent to which each donor supports gender equality. As with all DAC statistics on aid flows, data collected measure donors' aid efforts (inputs). They cannot be used to analyse the impacts of aid. (Evaluation reports are available at www.oecd.org/dac/evaluationnetwork/derec.)

The qualitative analysis relating to women's economic empowerment is based on work by the Secretariat of the DAC Network on Gender Equality (see *OECD DAC Network on Gender Equality (2010), Good practice note on women's economic empowerment*). Statistics were prepared with the assistance of the DAC Working Party on Statistics.

Overview of aid targeting women's economic empowerment

Aid by DAC members in support of gender equality in the economic and productive sectors (the 11 categories selected) amounted to **USD 4.6 billion** on average per year in 2007-08 (Table 1). This represented one-fifth of total bilateral aid committed to these sectors and screened against the gender equality policy marker (Chart 1). Almost all activities targeted gender equality as a "significant" – not the main ("principal") – objective. **Only USD 115 million (2%) addressed gender equality as the "principal" objective.** This proportion is low in comparison to gender equality focussed aid scored "principal" in all sectors combined (15%).

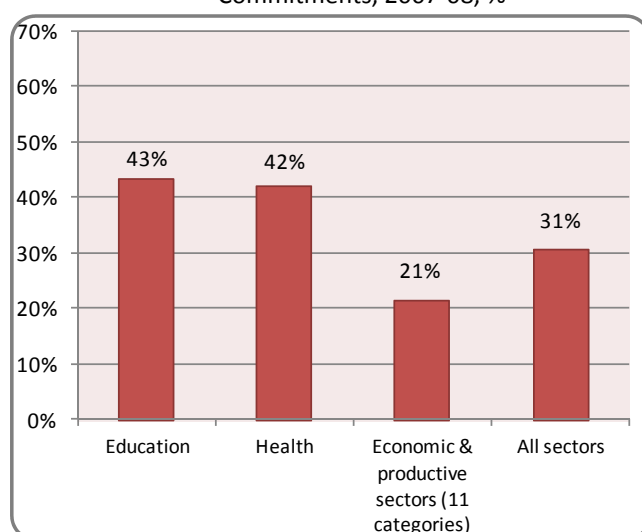
Table 1. Aid targeting women's economic empowerment
2007-08, annual average commitments, USD million, constant 2008 prices

DAC members	Gender equality focussed aid in economic and productive sectors (11 categories)				For reference	
	Total (a+b)	Principal objective (a)	Significant objective (b)	% of total aid in eco & prod. sectors (c)	Not targeted	Not screened
Australia	127	3	123	28	326	155
Austria	28	6	22	33	58	0
Belgium	119	11	109	48	132	125
Canada	240	8	233	48	263	0
Denmark	214	18	196	52	193	0
EU Institutions	460	2	458	13	3202	451
Finland	35	0	35	20	144	0
France	241	4	236	11	2038	390
Germany	1123	25	1098	48	1215	268
Greece	4	0	4	24	13	0
Ireland	18	0	18	19	79	0
Italy	62	0	62	20	248	0
Japan	864	2	862	12	6146	60
Korea	2	0	2	0	551	0
Luxembourg	18	0	18	60	12	27
Netherlands	6	4	2	1	815	0
New Zealand	7	1	7	21	28	0
Norway	85	6	79	13	576	0
Portugal	1	0	1	2	50	0
Spain	135	14	121	20	542	271
Sweden	313	9	304	70	133	0
Switzerland	53	2	51	30	122	125
United Kingdom	472	0	472	37	818	485
United States	5831
Total	4627	115	4512	21	17705	8188

Notes: Activities not screened against the gender equality marker have been excluded from column (c). Figures for Australia, France, Italy and Luxembourg refer to 2008 data only (insufficient coverage in 2007). Sweden is currently reviewing its aid administration systems to give a better picture of its gender equality activities.

Emphasis on gender equality in the economic and productive sectors compared to all sectors

Chart 1. Gender equality focussed aid by sector
Commitments, 2007-08, %



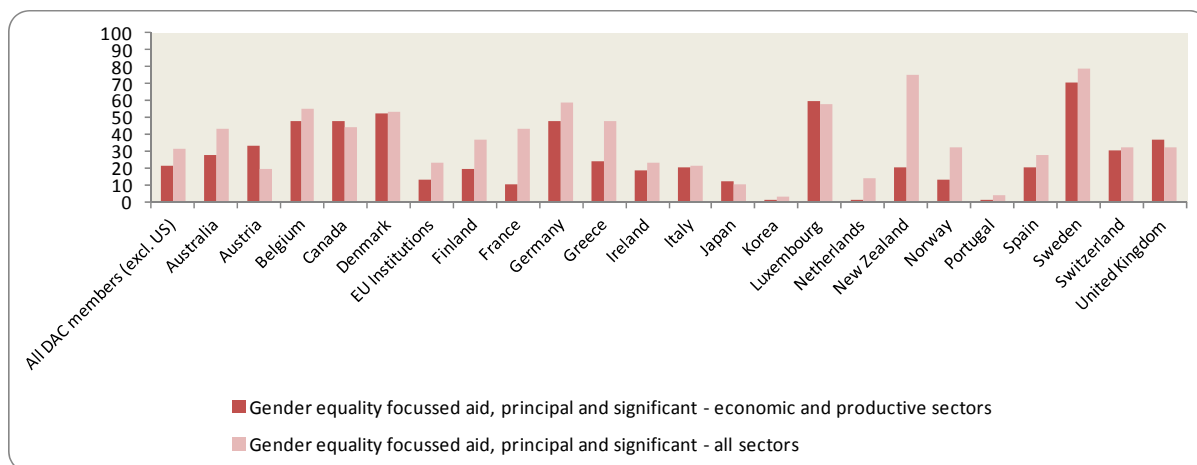
DAC members' aid to economic and productive sectors is generally less focussed on gender equality than their aid to education or health, or all sectors combined (Chart 1).² The same disproportion between social and economic sectors is observed in fragile and conflict-affected states.

There are a few exceptions, however: Canada (48% of aid in the economic and productive sectors focussed on gender equality versus 44% in all sectors) and the United Kingdom (37% versus 32%) (Chart 2).

² Total aid targeting gender equality and women's empowerment in all sectors (including social sectors) was USD 18 billion per year; total aid allocated by sector was USD 58 billion per year.

Belgium, Denmark, Germany and Sweden also emphasise women’s economic empowerment in their aid programmes. Large shares of their aid in the economic and productive sectors focus on gender equality: Sweden 70%, Denmark 52%, Belgium and Germany: 48%. Germany’s aid targeting gender equality in these sectors amounted to USD 1.1 billion. This reflects Germany’s stated focus on women’s economic empowerment.

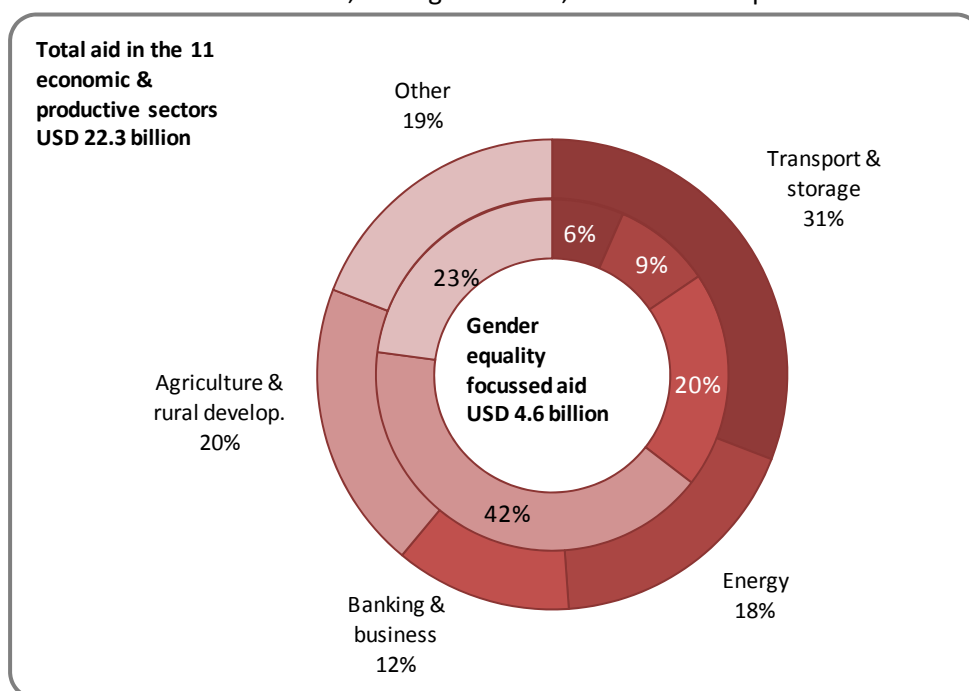
Chart 2. Gender equality focus of donors’ aid programmes, economic and productive sectors versus all sectors combined
% of aid commitments 2007-08, constant 2008 prices



Gender equality focus of the different economic and productive sectors

Much of the aid targeting gender equality in the economic and productive sectors was allocated to agriculture/rural development (42%). A large share of aid focussed on gender equality was also committed in the sector of banking/business (Chart 3, inner circle).

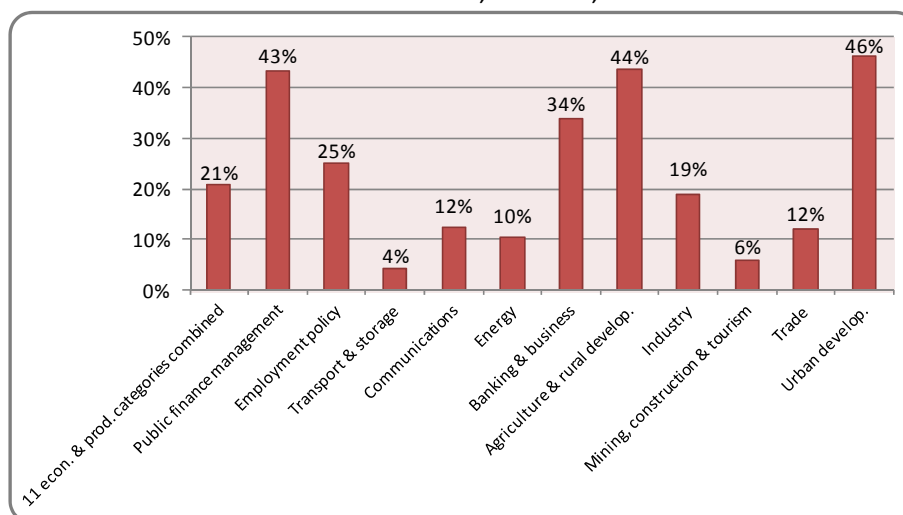
Chart 3. Sector distribution of aid targeting gender equality in the economic and productive sectors (11 categories)
Commitments, average 2007-08, constant 2008 prices



Focus on agriculture/rural development

The share of total bilateral aid in the agriculture/rural development sector that targets gender equality is high: on average 44% (Chart 4). This amounts to USD 1.9 billion, committed by all 23 DAC members included in the analysis. Sweden focuses nearly all of its aid in the agriculture/rural development sector on gender equality, and Austria, Belgium, Denmark, Germany and Luxembourg focus more than two-thirds of their total aid in this sector on gender equality (see Annex 2, Table A.1).

Chart 4. Gender equality focus in the eleven economic and productive categories
Commitments, 2007-08, %



This emphasis on gender equality and women's empowerment in aid to agriculture recognises women as key actors in this sector. Women produce most of the food that is consumed locally and are responsible for household food security in many rural areas. Improving women's agricultural productivity directly helps to increase household productivity and income, improve rural livelihoods, and leads to economic growth and poverty reduction.

The sub-sectors of agricultural education and research and forestry had a particularly strong focus on gender equality. DAC members also pay attention to gender equality in rural development, with half of their aid in this area marked as focussed on gender equality (Table 2).

Table 2. Breakdown of gender equality focussed aid in the agriculture/rural development sector

	Gender equality focus of agricultural sub-sectors
Agricultural policy	35%
Agricultural production	39%
Agricultural water resources	41%
Agricultural inputs	5%
Agricultural education/research/services	57%
Forestry	58%
Fishery	11%
Rural development	50%
Total share of agricultural aid focussed on gender equality	44%

In the sub-sector of agricultural inputs (machinery, equipment, seeds), on the other hand, very little aid (5%) targeted gender equality and women's empowerment. This is of concern since low focus on women's access to innovations, such as adapted tools, equipment and seeds, can constrain women farmers' productivity.

Support for gender equality in the banking and business sector

One-third of all aid to banking and business screened against the gender equality policy marker targets gender equality and women's empowerment (Chart 4). This adds up to USD 920 million per year, which

makes banking and business the second largest focus area of aid to women's economic empowerment in terms of volume. Denmark, Japan and Spain all focus more than two-thirds of their total aid to banking and business on gender equality (Annex 2, Table A.1).

The donor emphasis on gender equality in banking and business helps support women's entrepreneurship through access to credit and business initiatives, which is essential for economic empowerment. DAC members' support for micro-credits has a particularly strong focus on gender equality (40% of aid to "informal/semi formal intermediaries", which includes micro-credits, target gender equality). However, it is important that women can access the full range of credit, banking, financial and other business services beyond micro-finance to develop strong and viable enterprises. It is therefore positive that donors also targeted gender equality and women's empowerment in their aid to "business services" (32% of aid targeted gender equality) and "financial intermediaries in the formal sector" (33% of aid targeted gender equality³).

Examples of initiatives supported by donors that target gender equality in the banking and business sector include:

- Micro-credits: a programme by Spain in Saint Louis, Senegal, designed with gender equality and women's empowerment as the main ("principal") objective; and a small grants scheme initiative in Kiribati, supported by Australia.
- Financial sector (not micro-credits): a Credit Guarantee Fund for the promotion of small and medium enterprises funded by Germany in Georgia; and support for the introduction of international and increasingly commercial instruments and standards of asset management in China, by Austria. These two initiatives address gender equality as a "significant" (not the main) objective.
- Business services: support for private sector development through the African Development Bank supported by Japan; an initiative aimed to improve the business environment by enabling regulatory and institutional framework in Tanzania by Denmark; and, support for "women focussed value chain development" in Pakistan, funded by Germany.

Other economic and productive sectors with a strong focus on gender equality

The high shares of aid targeting gender equality in the **public financial management** (PFM) and **urban development** sectors (more than 40%, see Chart 4) correspond to relatively low figures in terms of volume (USD 360 million and USD 250 million respectively) (Annex 2, Table A.2).

Focusing on gender equality and women's empowerment in public financial management will help ensure that countries' resources are efficiently allocated based on identified needs, and that revenues and expenditures are structured to benefit both women and men.⁴ In terms of volume, most aid targeting gender equality in the PFM sector was committed by the United Kingdom. For example, in Ghana, it promotes a culture of transparency and accountability to enhance pro-poor policy-making, and the equitable management of public resources.

Opportunities for increasing funding

Only small shares of total aid screened against the gender equality policy marker targeted gender equality and women's empowerment in the sectors of transport/storage (including road infrastructure),

³ Donors also report some of their activities relating to micro-credits as "formal sector financial intermediaries".

⁴ OECD DAC Network on Gender Equality (2010), *Integrating gender equality dimensions into public financial management reforms* – Issues Brief 6.

communications, energy, mining/construction/tourism, and trade (Chart 4). These figures point to gaps where donors could increase their investments in women's economic empowerment.

DAC members committed USD 6.7 billion to initiatives in the **transport/storage sector**, including support for road infrastructure and capacity development to transport ministries. However, only 4% of that money targeted gender equality and women's empowerment. All of these initiatives targeted gender equality only as a "significant", and not as the main, objective. Positive exceptions are Sweden which focussed 76% on gender equality and Germany (34%).⁵ Examples of activities in the transport sector that DAC members report as promoting gender equality include:

- A road programme funded by the EU, with priorities identified by rural women in Cameroon
- An initiative supported by the United Kingdom to improve connectivity of rural communities, enhanced economic and employment opportunities and increased access to market and social services for the rural poor and disadvantaged in Nepal.

DAC members also committed USD 4 billion in total to **energy generation and supply**, of which only 10% targeted gender equality. The exceptions are Canada and Sweden which focussed more than 80% of aid in this sector on gender equality.

Access to infrastructure such as roads, telecommunications and energy should be an integral part of programmes designed to empower poor women and men. Important too are initiatives that help women to carry out their everyday chores more efficiently, thus allowing more time to be spent on productive work and participation in community life and decisionmaking. There is scope to increase investments in gender equality and women's empowerment in the transport/storage and energy generation/supply sectors.

Donors could also increase investments in gender equality in their support for **trade policy and regulations**. Research findings suggest that trade liberalisation and associated changes of economic activities have created benefits for women to a lesser degree than for men.⁶ Linking rural producers to urban markets is one way donors and governments can expand women's business opportunities.

In addition, donors could scale up their support for gender equality and women's empowerment in the **employment** sector. In 2007-08, on average one-quarter of total aid for employment policy – including labour laws, employment creation and occupational safety – targeted gender equality and women's empowerment. This is not enough, considering the importance of decent work for economic empowerment. It is, however, encouraging that some donors focussed very large shares of their aid for employment policy on gender equality: Belgium 83%, Germany 98%, Greece 100% and Sweden 100%.

⁵ For Luxembourg, the share of 100% shown in Table A.1 relates to one single activity.

⁶ OECD Development Centre (2009). *Is informal normal? Towards more and better jobs in developing countries*.

Summary

- Aid committed by DAC members to gender equality and women's empowerment in the economic and productive sectors amounted to **USD 4.6 billion** on average per year in 2007-08. This represents **one-fifth** of total aid in these sectors.
- A small share of these USD 4.6 billion targeted gender equality or women's empowerment as the main ("principal") objective (2%).
- Lower priority was given to gender equality in the economic and productive sectors than in all sectors combined.
- Much of the aid targeting gender equality in the economic and productive sectors was allocated to agriculture/rural development (42%).
- There is scope for increasing investments in women's economic empowerment, in particular in the sectors of transport, energy, trade and employment.

Annex 1

The Gender Equality policy marker

Definition

An activity should be classified as gender equality focussed (score Principal or Significant) if:

It is intended to advance gender equality and women's empowerment or reduce discrimination and inequalities based on sex.

Criteria for eligibility

Gender equality is explicitly promoted in activity documentation through specific measures which:

a) Reduce social, economic or political power inequalities between women and men, girls and boys, ensure that women benefit equally with men from the activity, or compensate for past discrimination; or

b) Develop or strengthen gender equality or anti-discrimination policies, legislation or institutions.

This approach requires analysing gender inequalities either separately or as an integral part of agencies' standard procedures.

Examples of typical activities

Examples of activities that could be marked as principal objective:

Legal literacy for women and girls;

Male networks against gender violence;

A social safety net project which focuses specifically on assisting women and girls as a particularly disadvantaged group in a society;

Capacity building of Ministries of Finance and Planning to incorporate gender equality objectives in national poverty reduction or comparable strategies.

Such activities can target women specifically, men specifically or both women and men.

Examples of activities that could be marked as significant objective:

Activity which has as its principal objective to provide drinking water to a district or community while at the same time ensuring that women and girls have safe and easy access to the facilities;

A social safety net project which focuses on the community as a whole and ensures that women and girls benefit equally with men and boys.

N.B. Support to women's equality organisations and institutions (CRS sector code 15170) scores, by definition, principal objective.

Examples from the Creditor Reporting System, year 2008:

<i>Donor</i>	<i>Recipient</i>	<i>Sector</i>	<i>Description</i>	<i>Gender equality marker</i>	<i>USD thousand commitments</i>
Spain	Mali	Rural development	Sikasso region: literacy campaign and training in view to improve the productive and economic capacities of women.	Principal	504
Belgium	Morocco	Business support services & institutions	Subsidy to the Moroccan women management association (AFEM).	Principal	40

Annex 2

Table A.1. Gender equality focus of aid in the 11 economic and productive sectors, by DAC member
%, commitments, average 2007-08

Bolded percentages correspond to absolute amounts larger than USD 100 million on average per year for 2007-08.

	Public finance management	Employment policy	Transport & storage	Communications	Energy	Banking & business	Agriculture & rural development	Industry	Mining, construction & tourism	Trade	Urban development	Total
Australia	34	100	0	43	0	65	53	99	0	0	0	28
Austria	54	45	0	5	42	0	67	25	69	0	85	33
Belgium	0	84	13	1	56	29	66	5	14	76	5	48
Canada	95	43	17	28	83	53	57	15	23	14	3	48
Denmark	11	55	20	3	12	81	76	46	59	80	100	52
EU Institutions	37	15	7	8	6	4	21	25	71	8	46	13
Finland	0	37	0	34	2	2	32	1	11	29	54	20
France	0	12	0	0	0	39	19	17	0	0	74	11
Germany	76	98	34	58	32	44	85	45	47	55	99	48
Greece	-	100	1	52	2	41	24	34	26	1	0	24
Ireland	0	14	0	0	0	3	25	2	5	0	2	19
Italy	0	10	5	75	0	42	46	1	30	6	27	20
Japan	-	2	3	11	0	74	47	0	0	0	0	12
Korea	0	0	0	0	2	1	0	0	0	0	0	0
Luxembourg	-	-	100	-	-	3	71	0	4	-	-	60
Netherlands	0	63	0	13	0	0	1	14	0	-	0	1
New Zealand	7	62	0	0	0	19	43	11	1	30	-	21
Norway	8	37	3	6	3	7	31	35	0	1	21	13
Portugal	0	3	0	0	0	0	19	0	0	0	0	2
Spain	0	8	0	10	0	70	20	34	16	7	22	20
Sweden	63	100	76	36	87	25	99	100	0	50	63	70
Switzerland	2	69	8	10	0	37	28	50	-	6	-	30
United Kingdom	51	0	16	16	0	5	53	11	0	0	65	37
United States	-	-	-	-	-	-	-	-	-	-	-	-
Total	43	25	4	12	10	34	44	19	6	12	46	21

Table A.2 Gender equality focussed aid in the 11 economic and productive sectors
2007-08, annual average commitments, USD million, constant 2008 prices

	Public finance management	Employment policy	Transport & storage	Communications	Energy	Banking & business	Agriculture & rural development	Industry	Mining, construction & tourism	Trade	Urban development	Total
Australia	25.0	0.1	0.0	3.4	0.0	20.6	68.3	9.3	0.0	0.0	0.0	126.8
Austria	0.4	1.7	0.1	0.0	4.1	0.1	17.2	1.0	4.0	0.0	0.1	28.5
Belgium	0.0	12.2	2.2	0.0	12.2	18.3	69.0	0.8	0.1	4.5	0.1	119.4
Canada	18.1	1.6	9.6	7.8	8.8	72.2	115.0	2.3	1.5	3.1	0.2	240.2
Denmark	1.7	7.9	14.6	0.2	6.0	60.2	99.5	15.1	0.9	3.8	3.6	213.5
EU Institutions	53.1	22.9	98.0	5.2	28.8	9.1	122.7	53.6	8.0	21.6	36.9	459.8
Finland	0.0	2.5	0.0	3.4	0.1	1.2	25.3	0.1	0.1	2.2	0.2	35.1
France	0.0	2.8	0.0	0.0	0.0	119.7	36.7	0.3	0.0	0.0	81.1	240.6
Germany	14.8	15.6	42.3	4.3	289.0	288.9	302.1	56.1	3.2	24.5	82.1	1122.9
Greece	0.0	0.5	0.0	0.2	0.0	1.6	1.4	0.0	0.2	0.0	0.0	3.9
Ireland	0.0	0.6	0.0	0.0	0.0	0.2	17.3	0.1	0.0	0.0	0.0	18.2
Italy	0.0	0.2	1.8	3.2	0.0	4.2	49.2	1.2	1.3	0.1	0.7	61.9
Japan	0.0	0.2	79.9	9.9	3.4	210.2	559.9	0.0	0.3	0.0	0.0	863.9
Korea	0.0	0.0	0.0	0.1	2.2	0.0	0.1	0.1	0.0	0.0	0.0	2.5
Luxembourg	0.0	0.0	4.9	0.0	0.0	0.2	12.5	0.0	0.1	0.0	0.6	18.2
Netherlands	0.0	0.1	0.0	1.3	0.0	0.1	1.8	2.7	0.0	0.0	0.0	6.0
New Zealand	0.2	0.3	0.0	0.0	0.0	1.4	4.6	0.3	0.0	0.6	0.0	7.4
Norway	2.1	1.9	0.3	0.6	5.8	11.6	55.7	5.4	0.0	0.3	0.9	84.6
Portugal	0.0	0.1	0.0	0.0	0.0	0.0	0.6	0.0	0.0	0.0	0.0	0.8
Spain	0.0	5.4	0.2	1.3	0.1	69.8	43.6	8.2	3.4	0.5	2.6	135.1
Sweden	23.3	3.1	25.1	1.2	53.7	22.2	100.7	40.7	0.0	18.9	23.6	312.6
Switzerland	0.1	6.9	1.2	0.1	0.0	3.4	31.3	9.8	0.0	0.2	0.0	52.9
United Kingdom	221.3	0.0	23.7	4.7	0.0	6.1	194.2	3.1	0.0	0.0	19.0	472.1
United States	-	-	-	-	-	-	-	-	-	-	-	-
Total	360.1	86.5	303.9	46.9	414.2	921.4	1928.8	210.2	23.1	80.3	251.6	4626.9

**Annex 3 – Economic and productive sectors (11 categories): list of sectors, sub-sectors and groupings
used in the statistics presented in this factsheet**

<i>CODE</i>	<i>DESCRIPTION</i>	<i>Clarifications / Additional notes on coverage</i>
Public finance management (grouping 1)		
15120	Public sector financial management	Strengthening financial and managerial accountability; public expenditure management; improving financial management systems; tax assessment procedures; budget drafting; field auditing; measures against waste, fraud and corruption.
Employment policy (grouping 2)		
16020	Employment policy and administrative management	Employment policy and planning; labour law; labour unions; institution capacity building and advice; support programmes for unemployed; employment creation and income generation programmes; occupational safety and health; combating child labour.
Transport and storage (grouping 3)		
21010	Transport policy and administrative management	Transport sector policy; planning and programmes; aid to transport ministries; institution capacity building and advice; unspecified transport; activities that combine road, rail, water and/or air transport.
21020	Road transport	Road infrastructure, road vehicles; passenger road transport, moto passenger cars.
21030	Rail transport	Rail infrastructure, rail equipment, locomotives, other rolling stock; including light rail (tram) and underground systems.
21040	Water transport	Harbours and docks, harbour guidance systems, ships and boats; river and other inland water transport, inland barges and vessels.
21050	Air transport	Airports, airport guidance systems, aeroplanes, aeroplane maintenance equipment.
21061	Storage	Whether or not related to transportation.
21081	Education and training in transport and storage	
Communications (grouping 4)		
22010	Communications policy and administrative management	Communications sector policy, planning and programmes; institution capacity building and advice; including postal services development; unspecified communications activities.
22020	Telecommunications	Telephone networks, telecommunication satellites, earth stations.
22030	Radio/television/print media	Radio and TV links, equipment; newspapers; printing and publishing.
22040	Information and communication technology (ICT)	Computer hardware and software; internet access; IT training. When sector cannot be specified.
Energy (grouping 5)		
23010	Energy policy and administrative management	Energy sector policy, planning and programmes; aid to energy ministries; institution capacity building and advice; unspecified energy activities including energy conservation.
23020	Power generation/non-renewable sources	Thermal power plants including when heat source cannot be determined; combined gas-coal power plants.
23030	Power generation/renewable sources	Including policy, planning, development programmes, surveys and incentives. Fuelwood/ charcoal production should be included under forestry (31261).
23040	Electrical transmission/distribution	Distribution from power source to end user; transmission lines.
23050	Gas distribution	Delivery for use by ultimate consumer.
23061	Oil-fired power plants	Including diesel power plants.
23062	Gas-fired power plants	
23063	Coal-fired power plants	
23064	Nuclear power plants	Including nuclear safety.
23065	Hydro-electric power plants	Including power-generating river barges.
23066	Geothermal energy	

CODE	DESCRIPTION	Clarifications / Additional notes on coverage
23067	Solar energy	Including photo-voltaic cells, solar thermal applications and solar heating.
23068	Wind power	Wind energy for water lifting and electric power generation.
23069	Ocean power	Including ocean thermal energy conversion, tidal and wave power.
23070	Biomass	Densification technologies and use of biomass for direct power generation including biogas, gas obtained from sugar cane and other plant residues, anaerobic digesters.
23081	Energy/education/training	Applies to all energy sub-sectors; all levels of training.
23082	Energy research	Including general inventories, surveys.
Banking and business (grouping 6)		
24010	Financial policy and administrative management	Finance sector policy, planning and programmes; institution capacity building and advice; financial markets and systems.
24020	Monetary institutions	Central banks.
24030	Formal sector financial intermediaries	All formal sector financial intermediaries; credit lines; insurance, leasing, venture capital, etc. (except when focussed on only one sector).
24040	Informal/semi-formal financial intermediaries	Micro credit, savings and credit co-operatives etc.
24081	Education/training in banking and financial services	
25010	Business support services and institutions	Support to trade and business associations, chambers of commerce; legal and regulatory reform aimed at improving business and investment climate; private sector institution capacity building and advice; trade information; public-private sector networking including trade fairs; e-commerce. Where sector cannot be specified: general support to private sector enterprises (in particular, use code 32130 for enterprises in the industrial sector).
25020	Privatisation	When sector cannot be specified. Including general state enterprise restructuring or demonopolisation programmes; planning, programming, advice.
Agriculture and rural development (grouping 7)		
Agricultural policy (sub-grouping 7.a)		
31110	Agricultural policy and administrative management	Agricultural sector policy, planning and programmes; aid to agricultural ministries; institution capacity building and advice; unspecified agriculture.
31130	Agricultural land resources	Including soil degradation control; soil improvement; drainage of water logged areas; soil desalination; agricultural land surveys; land reclamation; erosion control, desertification control.
31164	Agrarian reform	Including agricultural sector adjustment.
Agricultural production (sub-grouping 7.b)		
31120	Agricultural development	Integrated projects; farm development.
31161	Food crop production	Including grains (wheat, rice, barley, maize, rye, oats, millet, sorghum); horticulture; vegetables; fruit and berries; other annual and perennial crops. [Use code 32161 for agro-industries.]
31162	Industrial crops/export crops	Including sugar; coffee, cocoa, tea; oil seeds, nuts, kernels; fibre crops; tobacco; rubber. [Use code 32161 for agro-industries.]
31163	Livestock	Animal husbandry; animal feed aid.
31165	Agricultural alternative development	Projects to reduce illicit drug cultivation through other agricultural marketing and production opportunities (see code 43050 for non-agricultural alternative development).
Agricultural water resources (sub-grouping 7.c)		
31140	Agricultural water resources	Irrigation, reservoirs, hydraulic structures, ground water exploitation for agricultural use.
Agricultural inputs (sub-grouping 7.d)		
31150	Agricultural inputs	Supply of seeds, fertilizers, agricultural machinery/equipment.
Agricultural education/research/services (sub-grouping 7.e)		
31166	Agricultural extension	Non-formal training in agriculture.
31181	Agricultural education/training	
31182	Agricultural research	Plant breeding, physiology, genetic resources, ecology, taxonomy, disease control, agricultural biotechnology; including livestock research (animal health, breeding and genetics, nutrition,

CODE	DESCRIPTION	Clarifications / Additional notes on coverage
		physiology).
31191	Agricultural services	Marketing policies and organisations; storage and transportation, creation of strategic reserves.
31192	Plant and post-harvest protection and pest control	Including integrated plant protection, biological plant protection activities, supply and management of agrochemicals, supply of pesticides, plant protection policy and legislation.
31193	Agricultural financial services	Financial intermediaries for the agricultural sector including credit schemes; crop insurance.
31194	Agricultural co-operatives	Including farmer's organisations.
31195	Livestock/veterinary services	Animal health and management, genetic resources, feed resources.
Forestry (sub-grouping 7.f)		
31210	Forestry policy and administrative management	Forestry sector policy, planning and programmes; institution capacity building and advice; forestry surveys; unspecified forestry and agro-forestry activities.
31220	Forestry development	Afforestation for industrial and rural consumption; exploitation and utilisation; erosion control; desertification control; integrated forestry projects.
31261	Fuelwood/charcoal	Forestry development whose primary purpose is production of fuelwood and charcoal.
31281	Forestry education/training	
31282	Forestry research	Including artificial regeneration, genetic improvement, production methods, fertilizer, harvesting.
31291	Forestry services	
Fishing (sub-grouping 7.g)		
31310	Fishing policy and administrative management	Fishing sector policy, planning and programmes; institution capacity building and advice; ocean and coastal fishing; marine and freshwater fish surveys and prospecting; fishing boats/equipment unspecified fishing activities.
31320	Fishery development	Exploitation and utilisation of fisheries; fish stock protection; aquaculture; integrated fishery projects.
31381	Fishery education/training	
31382	Fishery research	Pilot fish culture; marine/freshwater biological research.
31391	Fishery services	Fishing harbours; fish markets; fishery transport and cold storage.
Rural Development (sub-grouping 7.h)		
43040	Rural development	Integrated rural development projects; e.g. regional development planning; promotion of decentralised and multisectoral competence for planning, co-ordination and management; implementation of regional development and measures (including natural reserve management); land management; land use planning; land settlement and resettlement activities [excluding resettlement of refugees and internally displaced persons (72010)]; functional integration of rural and urban areas; geographical information systems.
Industry (grouping 8)		
32110	Industrial policy and administrative management	Industrial sector policy, planning and programmes; institution capacity building and advice; unspecified industrial activities; manufacturing of goods not specified below.
32120	Industrial development	
32130	Small and medium-sized enterprises (SME) development	Direct support to the development of small and medium-sized enterprises in the industrial sector, including accounting, auditing and advisory services.
32140	Cottage industries and handicraft	
32161	Agro-industries	Staple food processing, dairy products, slaughter houses and equipment, meat and fish processing and preserving, oils/fats, sugar refineries, beverages/tobacco, animal feeds production.
32162	Forest industries	Wood production, pulp/paper production.
32163	Textiles, leather and substitutes	Including knitting factories.
32164	Chemicals	Industrial and non-industrial production facilities; includes pesticides production.
32165	Fertilizer plants	

CODE	DESCRIPTION	Clarifications / Additional notes on coverage
32166	Cement/lime/plaster	
32167	Energy manufacturing	Including gas liquefaction; petroleum refineries.
32168	Pharmaceutical production	Medical equipment/supplies; drugs, medicines, vaccines; hygienic products.
32169	Basic metal industries	Iron and steel, structural metal production.
32170	Non-ferrous metal industries	
32171	Engineering	Manufacturing of electrical and non-electrical machinery, engines/turbines.
32172	Transport equipment industry	Shipbuilding, fishing boats building; railroad equipment; motor vehicles and motor passenger cars; aircraft; navigation/guidance systems.
32182	Technological research and development	Including industrial standards; quality management; metrology; testing; accreditation; certification.

Mining, construction and tourism (grouping 9)

32210	Mineral/mining policy and administrative management	Mineral and mining sector policy, planning and programmes; mining legislation, mining cadastre, mineral resources inventory, information systems, institution capacity building and advice; unspecified mineral resources exploitation.
32220	Mineral prospection and exploration	Geology, geophysics, geochemistry; excluding hydrogeology (14010) and environmental geology (41010), mineral extraction and processing, infrastructure, technology, economics, safety and environment management.
32261	Coal	Including lignite and peat.
32262	Oil and gas	Petroleum, natural gas, condensates, liquefied petroleum gas (LPG), liquefied natural gas (LNG); including drilling and production.
32263	Ferrous metals	Iron and ferro-alloy metals.
32264	Nonferrous metals	Aluminium, copper, lead, nickel, tin, zinc.
32265	Precious metals/materials	Gold, silver, platinum, diamonds, gemstones.
32266	Industrial minerals	Baryte, limestone, feldspar, kaolin, sand, gypsum, gravel, ornamental stones.
32267	Fertilizer minerals	Phosphates, potash.
32268	Offshore minerals	Polymetallic nodules, phosphorites, marine placer deposits.
32310	Construction policy and administrative management	Construction sector policy and planning; excluding construction activities within specific sectors (e.g., hospital or school construction).
33210	Tourism policy and administrative management	

Trade (grouping 10)

33110	Trade policy and administrative management	Trade policy and planning; support to ministries and departments responsible for trade policy; trade-related legislation and regulatory reforms; policy analysis and implementation of multilateral trade agreements e.g. technical barriers to trade and sanitary and phytosanitary measures (TBT/SPS) except at regional level (see 33130); mainstreaming trade in national development strategies (e.g. poverty reduction strategy papers); wholesale/retail trade; unspecified trade and trade promotion activities.
33120	Trade facilitation	Simplification and harmonisation of international import and export procedures (e.g. customs valuation, licensing procedures, transport formalities, payments, insurance); support to customs departments; tariff reforms.
33130	Regional trade agreements (RTAs)	Support to regional trade arrangements [e.g. Southern African Development Community (SADC), Association of Southeast Asian Nations (ASEAN), Free Trade Area of the Americas (FTAA), African Caribbean Pacific/European Union (ACP/EU)], including work on technical barriers to trade and sanitary and phytosanitary measures (TBT/SPS) at regional level; elaboration of rules of origin and introduction of special and differential treatment in RTAs.
33140	Multilateral trade negotiations	Support developing countries' effective participation in multilateral trade negotiations, including training of negotiators, assessing impacts of negotiations; accession to the World Trade Organisation (WTO) and other multilateral trade-related organisations.
33150	Trade-related adjustment	Contributions to the government budget to assist the implementation of recipients' own trade reforms and adjustments to trade policy measures by other countries; assistance to manage

CODE DESCRIPTION**Clarifications / Additional notes on coverage**

shortfalls in the balance of payments due to changes in the world trading environment.

33181 Trade education/training

Human resources development in trade not included under any of the above codes. Includes university programmes in trade.

Urban development (grouping 11)

43030 Urban development and management

Integrated urban development and urban management; urban infrastructure and services; municipal finances; urban environmental management; urban development and planning; urban renewal and urban housing; land information systems.

