

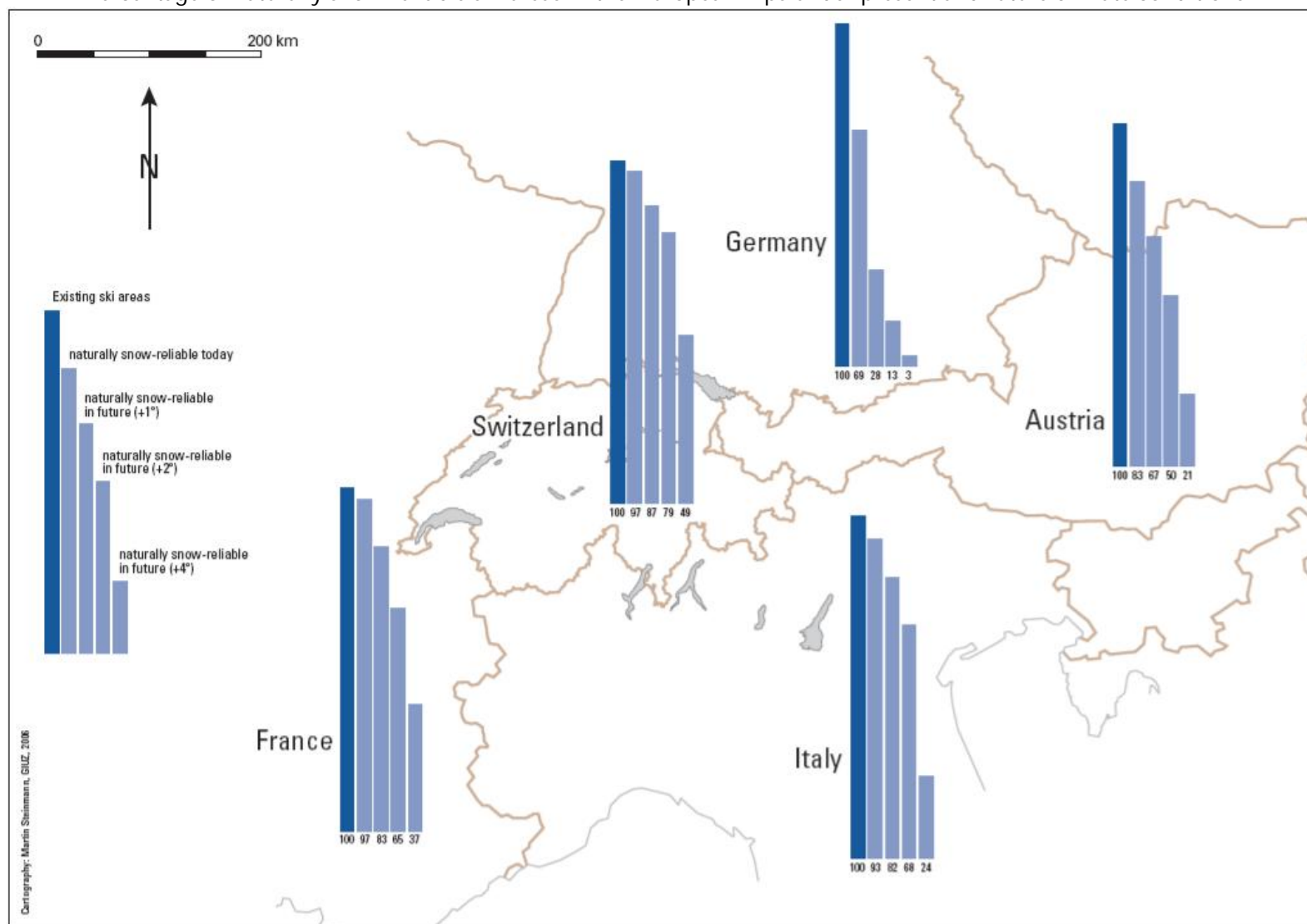
Schneesichere Gebiete in den Alpen

Present and future natural snow-reliability of ski areas in the European Alps on a regional level (number and percentages of ski areas that remain snow-reliable compared with number of present-day ski areas).

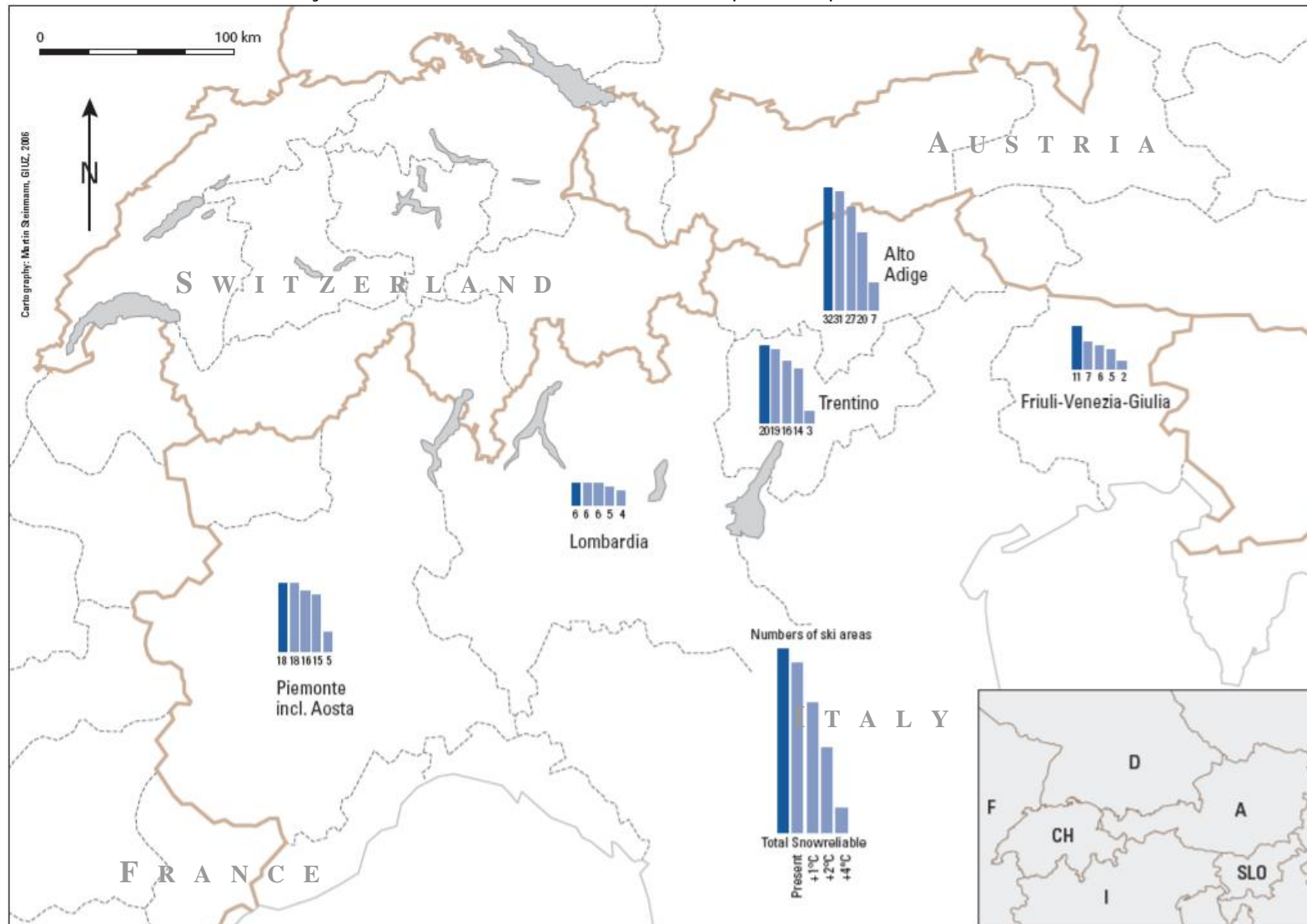
	Region	Ski areas	Present	+1°C	+2°C	+4°C
A	Vorarlberg	25	19 (76%)	16 (64%)	12 (48%)	3 (12%)
	Tirol/Tyrol	79	75 (95%)	61 (77%)	45 (57%)	23 (29%)
	Salzburg	39	35 (90%)	29 (74%)	24 (62%)	9 (23%)
	Kärnten/Carinthia	24	20 (83%)	15 (63%)	14 (58%)	7 (29%)
	Oberösterreich	11	7 (64%)	4 (36%)	2 (18%)	0
	Niederösterreich	13	9 (69%)	2 (15%)	1 (8%)	0
	Steiermark/Styria	37	34 (92%)	26 (70%)	17 (46%)	5 (14%)
CH	Eastern CH	12	10 (83%)	7 (58%)	7 (58%)	1 (8%)
	Alpes VD+FR	17	17 (100%)	11 (65%)	9 (53%)	1 (6%)
	Bernese Oberland	26	25 (96%)	22 (85%)	16 (62%)	3 (12%)
	Central CH	20	18 (90%)	15 (75%)	11 (55%)	4 (20%)
	Ticino	4	4 (100%)	3 (75%)	2 (50%)	0
	Grisons	36	36 (100%)	35 (97%)	35 (97%)	30 (83%)
	Valais/Wallis	49	49 (100%)	49 (100%)	49 (100%)	39 (80%)
D	Oberbayern	20	18 (90%)	8 (40%)	3 (15%)	1 (5%)
	Schwaben/Allgäu	19	9 (47%)	3 (16%)	2 (11%)	0
F	Alpes Maritimes	9	9 (100%)	7 (78%)	2 (22%)	1 (11%)
	Drôme	4	1 (25%)	0	0	0
	Haute-Provence	10	10 (100%)	9 (90%)	7 (70%)	1 (10%)
	Isère	19	19 (100%)	16 (84%)	12 (63%)	7 (37%)
	Hautes Alpes	27	27 (100%)	24 (89%)	19 (70%)	9 (33%)
	Savoie	42	42 (100%)	40 (95%)	38 (90%)	30 (71%)
	Haute Savoie	37	35 (95%)	27 (73%)	18 (49%)	7 (19%)
I	Piemonte	18	18 (100%)	16 (89%)	15 (83%)	5 (28%)
	Lombardia	6	6 (100%)	6 (100%)	5 (83%)	4 (67%)
	Trentino	20	19 (95%)	16 (80%)	14 (70%)	3 (15%)
	South Tyrol	32	31 (97%)	27 (84%)	20 (63%)	7 (22%)
	Friuli/Venezia	11	7 (64%)	6 (55%)	5 (45%)	2 (18%)

A = Austria, CH = Switzerland, D = Germany, F = France, I = Italy

Percentage of naturally snow-reliable ski areas in the European Alps under present and future climate conditions

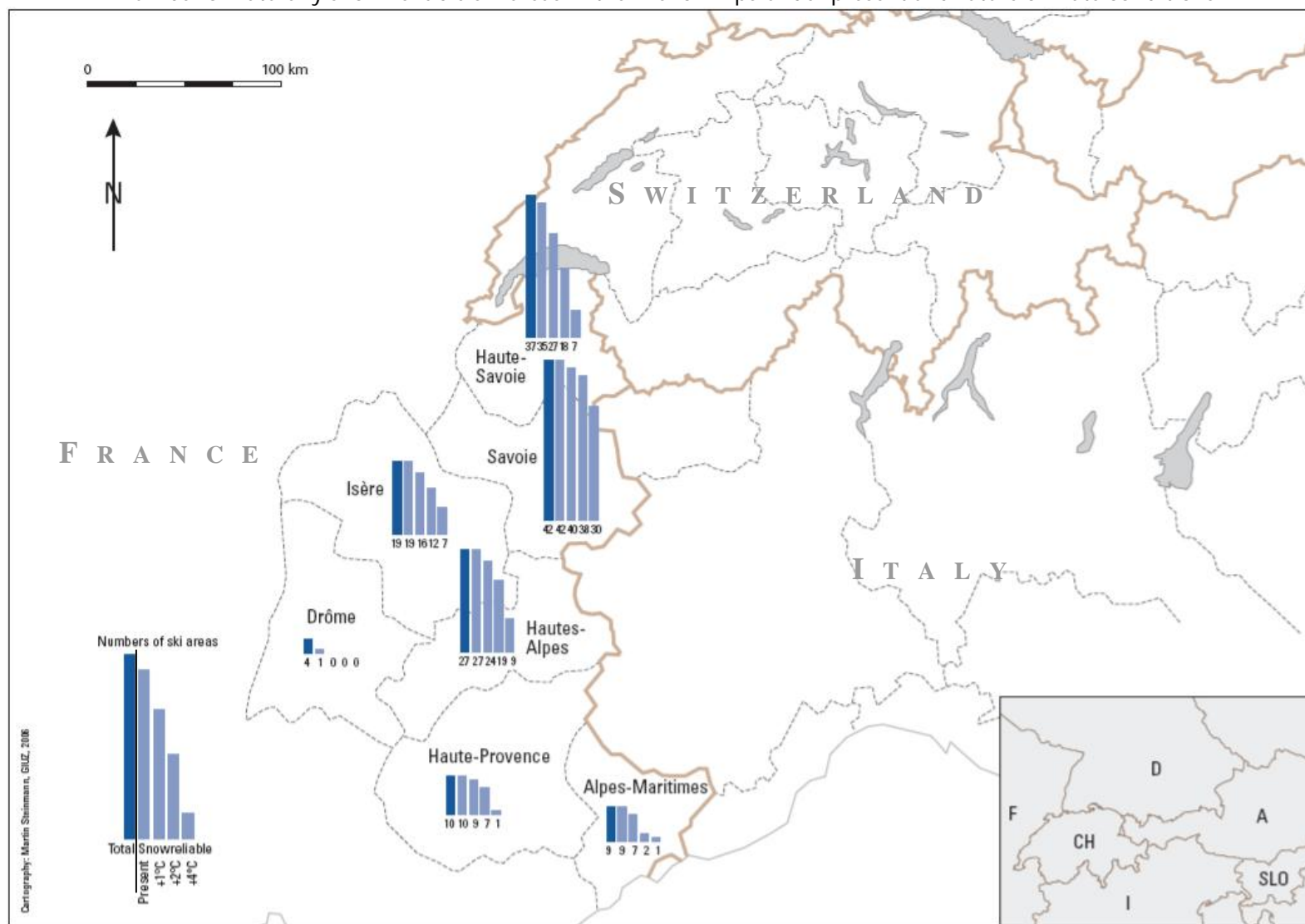


Number of naturally snow-reliable ski areas in the Italian Alps under present and future climate conditions



Note: A = Austria, CH = Switzerland, D = Germany, F = France, I = Italy, SLO=Slovenia

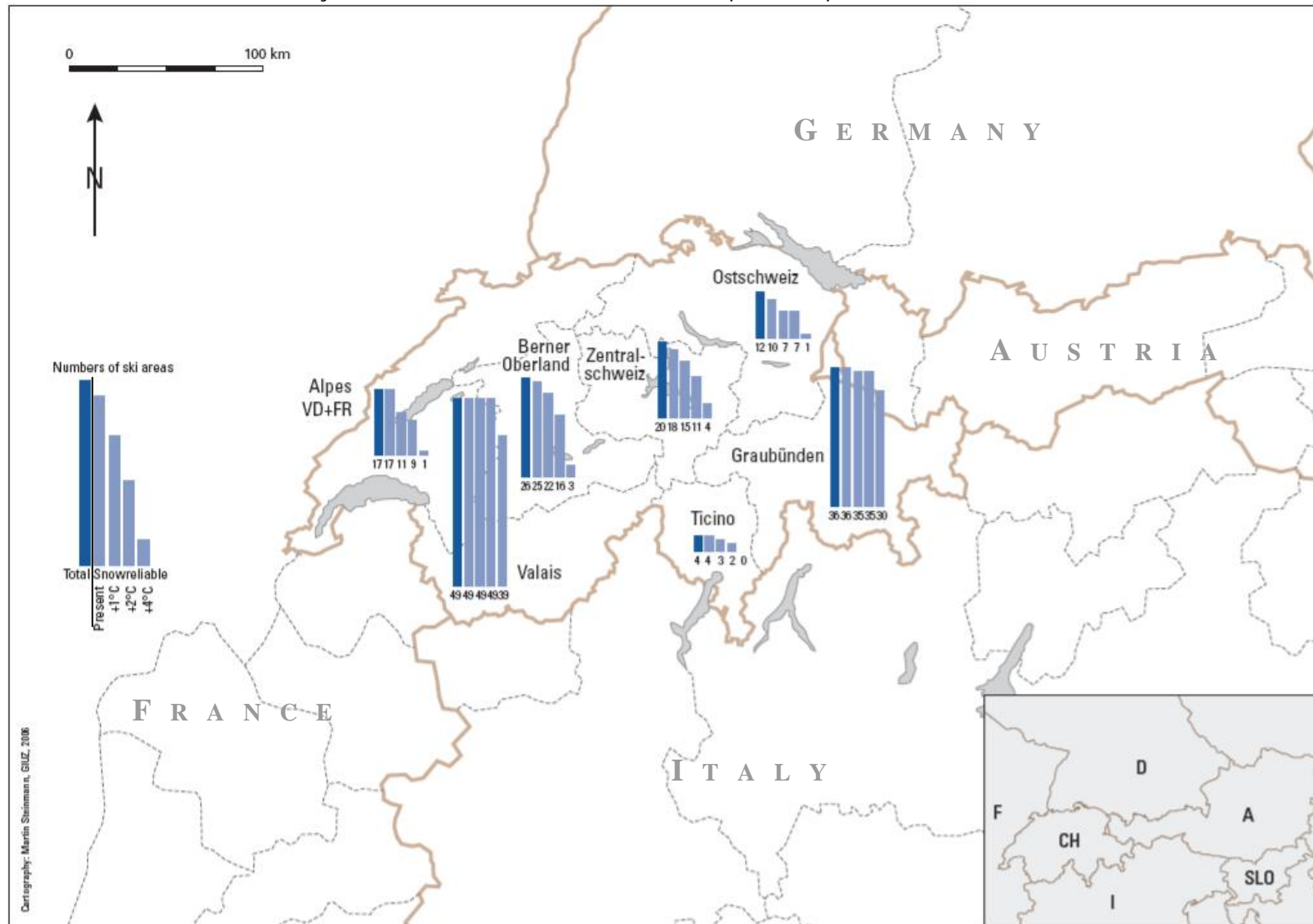
Number of naturally snow-reliable ski areas in the French Alps under present and future climate conditions



Note: A = Austria, CH = Switzerland, D = Germany, F = France, I = Italy, SLO=Slovenia

Adaptation to Climate Change in the European Alps - © OECD 2006

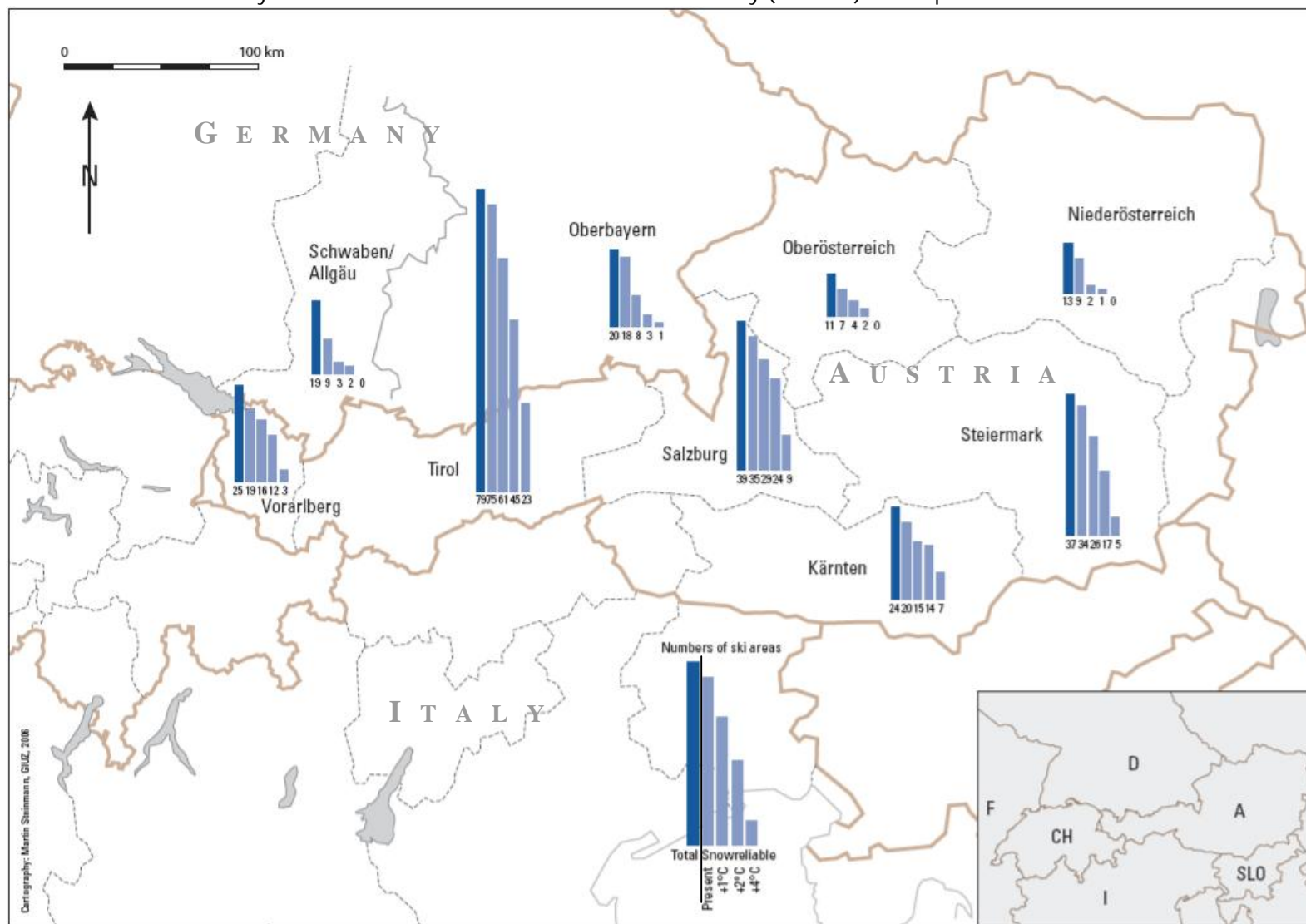
Number of naturally snow-reliable ski areas in the Swiss Alps under present and future climate conditions



Note: A = Austria, CH = Switzerland, D = Germany, F = France, I = Italy, SLO=Slovenia

Adaptation to Climate Change in the European Alps - © OECD 2006

Number of naturally snow-reliable ski areas in Austria and Germany (Bavaria) under present and future climate conditions



Note: A = Austria, CH = Switzerland, D = Germany, F = France, I = Italy, SLO=Slovenia

Adaptation to Climate Change in the European Alps - © OECD 2006