

Proposal for revising GHS Chapter 3.4 with respect to strong versus weak sensitizers:
Formal proposal and consequential changes to the GHS

This document includes the proposal for revising GHS Chapter 3.4, and for consequential changes to the GHS. It is submitted to the Joint Meeting for declassification before its submission to the UN Subcommittee of Experts on the GHS as a formal proposal.

Proposal for revising Chapter 3.4

3.4.2.1.1 Replace the entire section with the following new Section 3.4.2.1.1:

“3.4.2.1.1 *Hazard categories*

3.4.2.1.1.1 Respiratory sensitizers shall be classified in Category 1 where subcategorization is not required by a competent authority or where data are not sufficient for subcategorization.

3.4.2.1.1.2 Where data are sufficient and where required by a competent authority, a refined evaluation allows the allocation of respiratory sensitizers into subcategory 1A, strong sensitizers, or subcategory 1B for other respiratory sensitizers.

3.4.2.1.1.3 Effects seen in either humans or animals will normally justify classification in a weight of evidence approach for respiratory sensitizers. Substances are allocated to one of the two subcategories 1A or 1B using a weight of evidence approach in accordance with the criteria given in figure 3.4.1 and on the basis of reliable and good quality evidence from human cases or epidemiological studies and/or observations from appropriate studies in experimental animals.

Figure 3.4.1: Hazard category and subcategories for respiratory sensitizers

CATEGORY 1:	Respiratory sensitizer
	A substance is classified as a respiratory sensitizer -if there is evidence in humans that the substance can lead to specific respiratory hypersensitivity and/or -if there are positive results from an appropriate animal test ² .
Subcategory 1A:	Substances showing a high frequency of occurrence in humans; or a probability of occurrence of a high sensitization rate in humans based upon animal or other tests ² . Severity of reaction may also be considered.
Subcategory 1B:	Substances showing a low to moderate frequency of occurrence in humans; or a probability of occurrence of a low to moderate sensitization rate in humans based upon animal or other tests ² . Severity of reaction may also be considered.”

Add the following footnote 2:

² *At present recognized and validated animal models for the testing of respiratory hypersensitivity are not available. Under certain circumstances data from animal studies may provide valuable information in a weight of evidence assessment.”*

3.4.2.1.2.1 In the first line, replace “induce” with “lead to”

3.4.2.1.3 Replace the text of the old footnote 2 with the same text as the new footnote 2 (cross-reference):

“² At present recognized and validated animal models for the testing of respiratory hypersensitivity are not available. Under certain circumstances data from animal studies may provide valuable information in a weight of evidence assessment.”

3.4.2.2.1 Replace the entire section with the following new Section 3.4.2.2.1:

“3.4.2.2.1 *Hazard categories*

3.4.2.2.1.1 Skin sensitizers shall be classified in Category 1 where subcategorization is not required by a competent authority or where data are not sufficient for subcategorization.

3.4.2.2.1.2 Where data are sufficient and where required by a competent authority, a refined evaluation according to 3.4.2.2.1.3 allows the allocation of skin sensitizers into subcategory 1A, strong sensitizers, or subcategory 1B for other skin sensitizers.

3.4.2.2.1.3 Effects seen in either humans or animals will normally justify classification in a weight of evidence approach for skin sensitizers as described in 3.4.2.2.2. Substances may be allocated to one of the two subcategories 1A or 1B using a weight of evidence approach in accordance with the criteria given in figure 3.4.2 and on the basis of reliable and good quality evidence from human cases or epidemiological studies and/or observations from appropriate studies in experimental animals according to the guidance values provided in 3.4.2.2.1.4 for Subcategory 1A and in 3.4.2.2.1.5 for Subcategory 1B.

Figure 3.4.2: Hazard category and subcategories for skin sensitizers

CATEGORY 1:	Skin sensitizer
	A substance is classified as a skin sensitizer -if there is evidence in humans that the substance can lead to sensitization by skin contact in a substantial number of persons, or -if there are positive results from an appropriate animal test.
Subcategory 1A:	Substances showing a high frequency of occurrence in humans and/or a high potency in animals can be presumed to have the potential to produce significant sensitization in humans. Severity of reaction may also be considered.
Subcategory 1B:	Substances showing a low to moderate frequency of occurrence in humans and/or a low to moderate potency in animals can be presumed to have the potential to produce sensitization in humans. Severity of reaction may also be considered.

3.4.2.2.1.4 Human evidence for Subcategory 1A can include positive responses at $\leq 500 \mu\text{g}/\text{cm}^2$ (HRIPT, HMT – induction threshold); diagnostic patch test data where there is a relatively high and substantial incidence of reactions in a defined population in relation to relatively low exposure then that is indicative of a strong sensitizer; other epidemiology evidence where there is a relatively high and substantial incidence of allergic contact dermatitis in relation to relatively low exposure then that is indicative of a strong sensitizer.

Animal test results for Subcategory 1A can include data with values indicated in Table 3.4.1 below:

Table 3.4.1: Animal test results for Subcategory 1A

Assay	Criteria
Local Lymph Node Assay	EC3 value \leq 2%
Guinea Pig Maximisation Test	\geq 30% responding at \leq 0.1% intradermal induction dose <u>or</u> \geq 60% responding at $>$ 0.1% to \leq 1% intradermal induction dose
Buehler Assay	\geq 15% responding at \leq 0.2% topical induction dose <u>or</u> \geq 60% responding at $>$ 0.2% to \leq 20% topical induction dose

3.4.2.2.1.5 Human evidence for subcategory 1B can include any positive response at $>$ 500 $\mu\text{g}/\text{cm}^2$ (HRIPT, HMT – induction threshold); diagnostic patch test data where there is a relatively low but substantial incidence of reactions in a defined population in relation to relatively high exposure then that is indicative of a skin sensitizer of subcategory 1B; other epidemiology evidence where there is a relatively low but substantial incidence of allergic contact dermatitis in relation to relatively high exposure then that is indicative of a skin sensitizer of subcategory 1B.

Animal test results for Subcategory 1B can include data with values indicated in Table 3.4.2 below:

Table 3.4.2: Animal test results for Subcategory 1B

Assay	Criteria
Local Lymph Node Assay	EC3 value $>$ 2%
Guinea Pig Maximisation Test	\geq 30% to $<$ 60% responding at $>$ 0.1% to \leq 1% intradermal induction dose <u>or</u> \geq 30% responding at $>$ 1% intradermal induction dose
Buehler Assay	\geq 15% to $<$ 60% responding at $>$ 0.2% to \leq 20% topical induction dose <u>or</u> \geq 15% responding at $>$ 20% topical induction dose”

3.4.2.2.2.1: Add: “using a weight of evidence approach” after “any or all of the following”;
Add: “(f) Severity of reaction may also be considered” at the end of the paragraph.

3.4.2.2.2.2 Delete the first sentence;
Add the following sentence at the end of the paragraph: “For both animal and human data, consideration should be given to the impact of vehicle.”

3.4.2.2.3 Add a comma after “met” and replace “contact sensitizer” with “skin sensitizer” twice, in the second and third line.

3.4.2.2.3 Replace “contact sensitizer” with “skin sensitizer” twice, in the third and last line.

3.4.2.2.4.1 In the first line, replace “When an adjuvant type test method” with “For Category 1, when an adjuvant type test method”;

After the second sentence, insert the following sentence: “ For Category 1, a stimulation index of 3 or more is considered a positive response in the Local Lymph Node Assay.

Delete the last sentence.

3.4.2.2.4.2 Delete the entire paragraph.

3.4.2.2.4.3 Delete the entire paragraph.

3.4.3.1 Replace the last sentence with the following: “(For special labelling required by some competent authorities, see Note 1 to Table 3.4.3 of this chapter and 3.4.4.2).

3.4.3.2.3 /3.4.3.2.4/3.4.3.2.5

Renumber the three paragraphs: 3.4.3.2.5, 3.4.3.2.6, and 3.4.3.2.7, and insert two new paragraphs as follows:

“3.4.3.2.3 *Concentration of mixtures of the highest sensitizing Category/subcategory*

If a mixture is classified in Category 1 or subcategory 1A, and the concentration of ingredients of the mixture that are in Category 1 and subcategory 1A is increased, the new mixture should be classified in Category 1 or subcategory 1A without additional testing.

3.4.3.2.4 *Interpolation within one category/subcategory*

For three mixtures with identical ingredients, where A and B are in the same category/subcategory and mixture C has the same sensitizing ingredients with concentrations intermediate to the concentrations of those ingredients in mixtures A and B, then mixture C is assumed to be in the same category/subcategory as A and B.”

3.4.3.2.5 In the first sentence, replace “sensitization of the batch” with “sensitizing properties of the batch”. In the last sentence, add “a” before “new classification”.

3.4.3.3 In the paragraph, replace “Table 3.4.1” with “Table 3.4.3”;
Replace the entire table and its six footnotes with a new table and a single footnote 1, as follows:

“Table 3.4.3: Cut-off values/concentration limits of ingredients of a mixture classified as either skin sensitizers or respiratory sensitizers that would trigger classification of the mixture

INGREDIENT CLASSIFIED AS:	Cut-off values/concentration limits triggering classification of a mixture as:		
	Skin sensitizer Category 1	Respiratory sensitizer Category 1	
	All physical states	Solid/Liquid	Gas
Skin sensitizer Category 1	≥ 0.1% (Note 1)		
	≥ 1.0%		
Skin sensitizer Subcategory 1A	≥ 0.1%		
Skin sensitizer Subcategory 1B	≥ 1.0%		
Respiratory sensitizer Category 1		≥ 0.1% (Note 1)	≥ 0.1% (Note 1)
		≥ 1.0 %	≥ 0.2%
Respiratory sensitizer Subcategory 1A		≥ 0.1%	≥ 0.1%
Respiratory sensitizer Subcategory 1B		≥ 1.0 %	≥ 0.2%

NOTE 1: Some competent authorities may require SDS and/or supplemental labelling only, as described in 3.4.4.2 for mixtures containing a sensitizing ingredient at concentrations between 0.1 and 1% (or between 0.1 and 0.2% for a gaseous respiratory sensitizer). While the current cut-off values reflect existing systems, all recognize that special cases may require information to be conveyed below that level.”

3.4.4.1 In the last sentence, replace “Table 3.4.2” with “Table “3.4.4”
In the new Table 3.4.4, add “and Subcategories 1A and 1B” after “Category 1” in the first row of the two last columns.

3.4.4.2 In the first sentence, replace “Table 3.4.1” with “Table 3.4.3”
Replace the second sentence with “To protect these individuals, certain authorities may choose to require the name of the ingredients as a supplemental label element whether or not the mixture as a whole is classified as sensitizer.”
Delete the last sentence.

3.4.5.1 Add a footnote 6 to “Category 1” above the first exclamation mark, as follows:
“⁶ See 3.4.2.1.1 for details on use of Category 1 subcategories”

In the last but one box on the left, delete the two references into brackets and insert at the bottom of the box: “(See 3.4.3.3 and Table 3.4.3 for explanation and guidance)”

- 3.4.5.2** Add a footnote 6 to “Category 1” above the first exclamation mark, as follows:
“⁶ See 3.4.2.2.1 for details on use of Category 1 subcategories”
In the last but one box on the left, delete the reference into brackets and insert at the bottom of the box: “(See 3.4.3.3 and Table 3.4.3 for explanation and guidance)”

Consequential changes to GHS

Annex 1 Allocation of Label Elements

GHS (second revised version) page 254:

For respiratory sensitization, add two columns similar to the first one, but replace “Category 1” with “Category 1A” in the second column and with “Category 1B” in the third column.



For skin sensitization, add two columns similar to the first one, but replace “Category 1” with “Category 1A” in the second column and with “Category 1B” in the third column.

A2.20 Respiratory sensitizer

Replace the text under “1. For substances and tested mixtures” with:

- “(a) if there is evidence in humans that the substance can lead to specific respiratory hypersensitivity and /or
(b) if there are positive results from an appropriate animal test.”

Add the following columns and rows:



Hazard sub-category	Criteria	Hazard communication elements	
1A (where data are sufficient and where required by a competent authority)	<p>1. <i>For substances and tested mixtures</i> showing a high frequency of occurrence in humans; or a probability of occurrence of a high sensitization rate in humans based upon animal or other tests. Severity of reaction may also be considered.</p> <p>2. <i>If data for the complete mixture are not available</i>, apply bridging principles (see 3.4.3.2).</p> <p>3. <i>If bridging principles do not apply</i>, classify the mixture as respiratory sensitizer if it contains at least one ingredient classified as subcategory 1A at the following concentrations:</p> <p>(a) Solids or liquids: $\geq 0.1\%$ w/w</p> <p>(b) Gases: $\geq 0.1\%$ v/v</p>	Symbol	
		Signal word	Danger
		Hazard statement	May cause allergic or asthma symptoms or breathing difficulties if inhaled
1B (where data are sufficient and where required by a competent authority)	<p>1. <i>For substances and tested mixtures</i> showing a low to moderate frequency of occurrence in humans; or a probability of occurrence of a low to moderate sensitization rate in humans based upon animal or other tests. Severity of reaction may also be considered.</p> <p>2. <i>If data for the complete mixture are not available</i>, apply bridging principles (see 3.4.3.2).</p> <p>3. <i>If bridging principles do not apply</i>, classify the mixture as respiratory sensitizer if it contains at least one ingredient classified as subcategory 1B at the following concentrations:</p> <p>(a) Solids or liquids: $\geq 1\%$ w/w</p> <p>(b) Gases: $\geq 0.2\%$ v/v</p>	Symbol	
		Signal word	Danger
		Hazard statement	May cause allergic or asthma symptoms or breathing difficulties if inhaled

A2.21 Skin sensitizer

Replace the text under “1. *For substances and tested mixtures*” with:

- (a) if there is evidence in humans that the substance can lead to sensitization by skin contact in a substantial number of persons, or
- (b) if there are positive results from an appropriate animal test.

Add the following columns and rows:

Hazard category	Criteria	Hazard communication elements	
1A (where data are sufficient and where required by a competent authority)	1. <i>For substances and tested mixtures</i> showing a high frequency of occurrence in humans and/or a high potency in animals, which can be presumed to have the potential to produce significant sensitization in humans. Severity of reaction may also be considered. 2. <i>If data for the complete mixture are not available</i> , apply bridging principles (see 3.4.3.2) 3. <i>If bridging principles do not apply</i> , classify the mixture as skin sensitizer if it contains at least one ingredient classified as subcategory 1A at a concentration $\geq 0.1\%$.	Symbol	
		Signal word	Warning
		Hazard Statement	May cause allergic skin reaction
1B (where data are sufficient and where required by a competent authority)	1. <i>For substances and tested mixtures</i> showing a low to moderate frequency of occurrence in humans and/or a low to moderate potency in animals, which can be presumed to have the potential to produce sensitization in humans. 2. <i>If data for the complete mixture are not available</i> , apply bridging principles (see 3.4.3.2) 3. <i>If bridging principles do not apply</i> , classify the mixture as skin sensitizer if it contains at least one ingredient classified as subcategory 1B at a concentration $\geq 1.0\%$.	Symbol	
		Signal word	Warning
		Hazard Statement	May cause allergic skin reaction