



Aid in Support of Environment

May 2013

Statistics based on DAC Members' reporting on the Environment Policy Marker, 2010-2011

Creditor Reporting System database

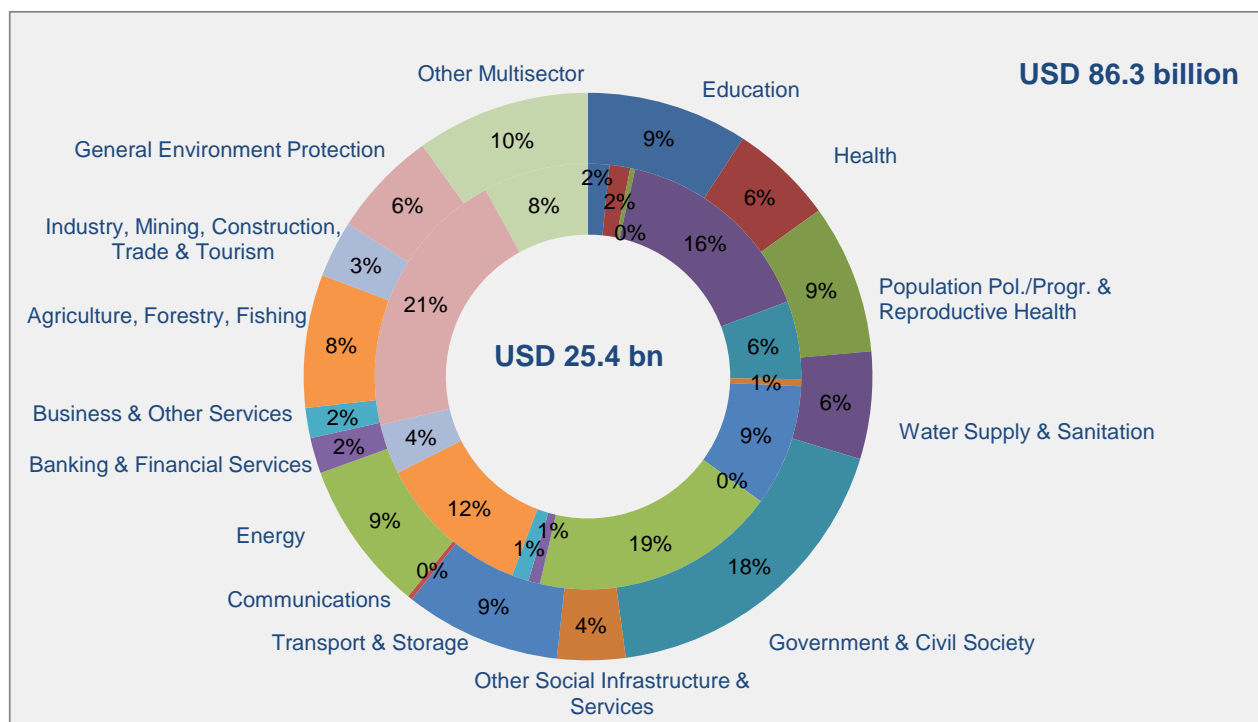


OVERVIEW

Environment Focus of Aid by Sector Average annual value of commitments in 2010-2011

Outer circle - total sector-allocable Aid screened against the Environment marker
(constant 2010 USD 86.3 billion)

Inner circle – Aid focused on Environment (constant 2010 USD 25.4 billion)



Coverage – As not all DAC members report the environmental focus on the totality of their aid, this chart includes only data screened against the environment policy marker in 2010-2011. The implementation of a new typology of aid in 2010 by DAC members has raised the coverage including aid for core support to NGO, private bodies, PPPs and research institutes that was previously counted in non sector-allocable aid.

For reference, total sector-allocable aid (including aid not screened on the environment policy marker), average 2010-2011: constant 2010 USD 91.8 billion.

This chart is based on commitment data, which best reflect current policies by donors. A two-year average is given, as the focus and volume of commitments vary from year to year. DAC members use a ‘marker’ to identify activities that have environment as a principal or significant objective. Reporting has improved in recent years, although data analysis is hampered by the difficulties some members have in applying the methodology. The currently available data nevertheless give an indication of the extent to which those donors that report address environment in their aid programmes.

* See annex for a definition of each marker

AID AT A GLANCE - DONORS' CHARTS

The following tables and charts (2010-2011) summarise statistics on **aid focused on environment** extended by each DAC member. Information shown includes the environment policy marker coverage, the top ten recipients, a sector breakdown of environment-focused aid, and data on aid focusing the Rio conventions on biodiversity, desertification, and climate change.

All DAC members report on the environment policy marker, and the marker coverage for the period 2010-2011 is good.

Guidance for the interpretation of the charts: The first element to take into account when analysing the data for one country or when comparing data between countries is the **COVERAGE RATIO**, i.e. the proportion of aid which is screened. A high percentage of environment focused aid **ALONE** does not mean that aid is well aligned with the environment policy objective, such a conclusion would only be valid for a donor with 100% coverage. When comparing data between donors, both coverage ratio and the percent of aid focused on environment have to be considered. (A number of members do not screen contributions that are by nature likely to fall under the "not targeted" category, e.g. imputed student costs. Therefore, a high amount in the category "not screened" generally increases the percentage of environment focused aid significantly.)

Aid in support of Environment, 2010-2011 average, constant 2010 USD million

	Environment as a sector	Other activities scored as "principal objective"	Activities scored as "significant objective"	Sub-Total: environment focused	as % of screened aid	Not targeted	Total: aid screened	Not screened	Memo: Sector allocable, total
	a	b	c	d = a + b + c	d / f	e	f	g	h
Australia	68	47	394	509	16%	2 699	3 208	386	3 594
Austria	6	19	32	56	15%	331	387	2	389
Belgium	25	126	268	419	36%	753	1 172	0	1 172
Canada	35	418	633	1 086	42%	1 516	2 602	82	2 684
Denmark	112	57	278	447	36%	801	1 248	46	1 295
EU Institutions	560	393	1 932	2 884	27%	7 955	10 840	0	10 840
Finland	54	105	228	387	50%	393	780	0	780
France	1 064	438	344	1 846	33%	3 834	5 680	505	6 185
Germany	559	1 706	2 637	4 902	55%	3 969	8 872	1 292	10 163
Greece	3	0	0	4	3%	123	126	0	126
Ireland	2	10	20	32	8%	362	395	2	397
Italy	15	21	103	138	34%	272	410	105	515
Japan	615	2 612	3 130	6 358	54%	5 339	11 697	1 848	13 545
Korea	15	56	166	237	15%	1 342	1 579	0	1 579
Luxembourg	3	4	40	46	34%	90	136	47	184
Netherlands	58	77	130	265	7%	3 675	3 940	0	3 940
New Zealand	3	4	94	101	37%	170	271	0	271
Norway	245	114	488	847	33%	1 688	2 535	0	2 535
Portugal	1	33	9	43	24%	136	179	13	192
Spain	181	43	600	825	31%	1 814	2 638	60	2 699
Sweden	107	130	650	886	52%	803	1 689	43	1 732
Switzerland	66	0	243	309	28%	781	1 090	0	1 090
United Kingdom	490	4	159	652	29%	1 593	2 245	1 103	3 348
United States	958	6	1 113	2 076	9%	20 491	22 567	0	22 567
Total DAC Members	5 242	6 421	13 694	25 357	29%	60 929	86 286	5 536	91 822

Note: An activity can target environment as a "principal objective" or "significant objective". Principal means environment was an explicit objective of the activity and fundamental in its design. Significant means environment was an important, but secondary, objective of the activity. Not targeted means that the activity was screened for promoting environment, but was found to not be targeted to it.

Aid in Support of Environment 2010-2011

Australia

Average commitments for 2010-2011, unless otherwise shown

Investment in environment is necessary for improving economic, social and political conditions in developing countries within the framework of sustainable development.

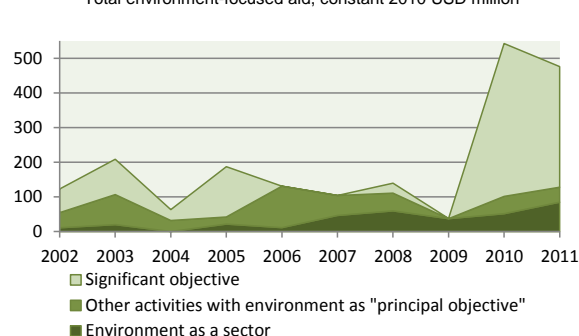
An activity can target environment as a "principal objective" or "significant objective". Principal means environment was an explicit objective of the activity and fundamental in its design. Significant means environment was an important, but secondary, objective of the activity. Not targeted means that the activity was screened for promoting environment, but was not found to have targeted it.

Not all activities have been screened against the environment marker: the coverage ratio for sector-allocable activities is **89%**.

Aid to Environment, commitments

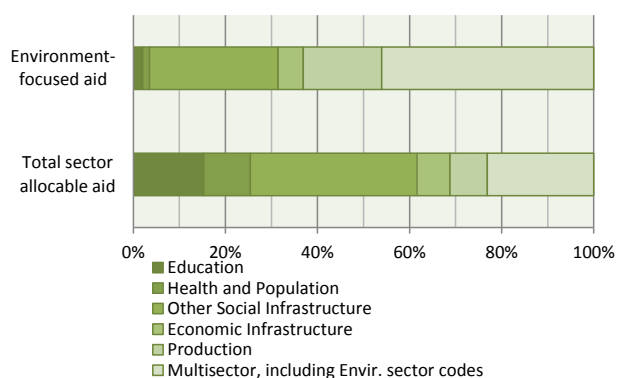
	constant 2010 USD million	
	2010	2011
Environment as a sector	52	85
Other activities scored "principal objective"	50	43
"significant objective"	441	348
Total of environment-focused aid	543	476
Not targeted	3317	2080
Not screened	415	358
Total sector-allocable aid	4275	2914
Share of environment-focused aid (1)	14%	19%
Memo:		
Total non sector-allocable aid (3)	-555	587

Total environment-focused aid, constant 2010 USD million

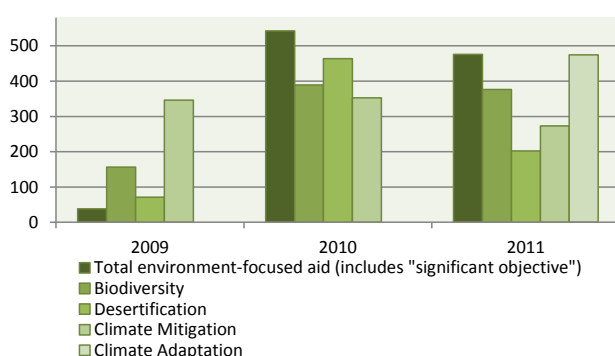


Sector breakdown

Sectoral components of environment-focused aid



Focus on Rio conventions (2), constant 2010 USD million



Top ten recipients

Environment focus in aid to top ten recipients

	constant 2010 USD million		
	Total aid	Total sector allocable aid	Environment focused aid
Indonesia	602	544	10%
Papua New Guinea	512	486	3%
Solomon Islands	254	252	6%
Vietnam	173	167	12%
Afghanistan	145	102	1%
Philippines	133	114	1%
Timor-Leste	99	95	20%
Pakistan	93	64	22%
Sri Lanka	72	24	12%
Laos	59	56	46%

Top ten recipients of environment-focused aid

	constant 2010 USD million		
	Total sector allocable aid	Environment-focused aid	
Indonesia	544	51	10%
Laos	56	24	46%
Vietnam	167	20	12%
Papua New Guinea	486	16	3%
Vanuatu	47	16	35%
Pakistan	64	13	22%
Iraq	25	13	57%
Timor-Leste	95	13	20%
Zimbabwe	35	11	31%
India	21	10	79%

(1): Percentage of sector allocable aid. Activities not screened against the environment marker have been excluded.

(2): Data on Rio markers (Biodiversity, Desertification, Climate Mitigation, Climate Adaptation) are available at www.oecd.org/dac/stats/riocventions. Please note that overlaps may occur between markers, they should therefore not be added, but considered separately.

(3): The negative amounts shown here refer to cancellations of commitments made in earlier years which are reported as an aggregate and not allocated by sector

Aid in Support of Environment 2010-2011

Austria

Average commitments for 2010-2011, unless otherwise shown

Investment in environment is necessary for improving economic, social and political conditions in developing countries within the framework of sustainable development.

An activity can target environment as a "principal objective" or "significant objective". Principal means environment was an explicit objective of the activity and fundamental in its design. Significant means environment was an important, but secondary, objective of the activity. Not targeted means that the activity was screened for promoting environment, but was not found to have targeted it.

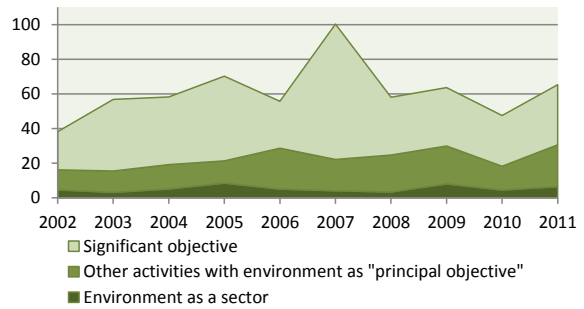
All activities have been screened against the environment marker: the environment coverage ratio is thus **100%**.

Aid to Environment, commitments

constant 2010 USD million

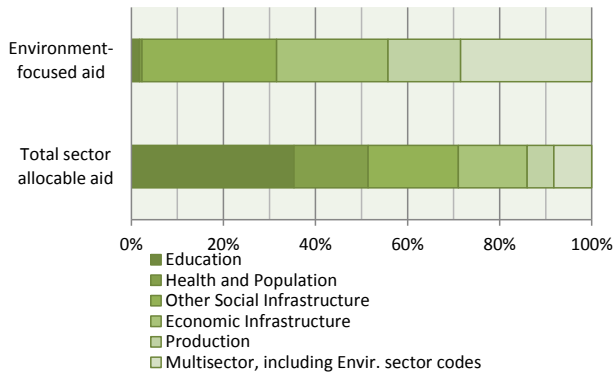
	2010	2011
Environment as a sector	5	7
Other activities scored "principal objective"	14	24
"significant objective"	29	35
Total of environment-focused aid	48	65
Not targeted	355	307
Not screened	2	2
Total sector-allocable aid	404	374
Share of environment-focused aid (1)	12%	18%
<i>Memo:</i>		
<i>Total non sector-allocable aid (3)</i>	261	131

Total environment-focused aid, constant 2010 USD million

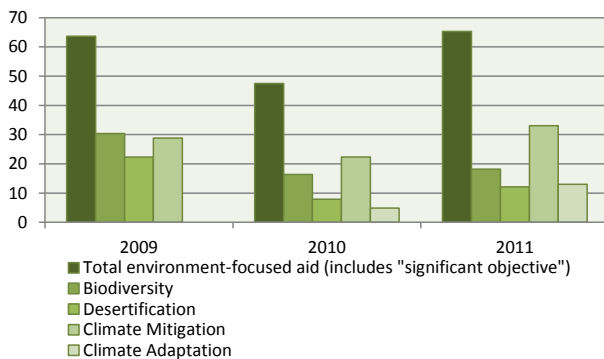


Sector breakdown

Sectoral components of environment-focused aid



Focus on Rio conventions (2), constant 2010 USD million



Top ten recipients

Environment focus in aid to top ten recipients

constant 2010 USD million

	Total aid	Total sector allocable aid	Environment focused aid
Congo, Dem. Rep.	65	0	0%
China	51	51	0%
Bosnia-Herzegovina	31	31	1%
Turkey	29	29	0%
Togo	15	0	0%
Kosovo	14	13	1%
Vietnam	12	12	0%
Uganda	12	12	59%
Albania	11	11	2%
Ukraine	10	10	36%

Top ten recipients of environment-focused aid

constant 2010 USD million

	Total sector allocable aid	Environment-focused aid	
Uganda	12	7	59%
Nicaragua	9	4	41%
Ukraine	10	4	36%
Moldova	5	3	67%
Ethiopia	8	3	37%
Burkina Faso	3	2	56%
Bhutan	2	1	93%
Mozambique	5	1	22%
Georgia	2	1	50%
Serbia	10	1	10%

(1): Percentage of sector allocable aid. Activities not screened against the environment marker have been excluded.

(2): Data on Rio markers (Biodiversity, Desertification, Climate Mitigation, Climate Adaptation) are available at www.oecd.org/dac/stats/riiconventions. Please note that overlaps may occur between markers, they should therefore not be added, but considered separately.

Source: CRS (Creditor Reporting System) dataset "Aid activities targeting Global Env. Objectives" at www.oecd.org/dac/stats/idsonline

Aid in Support of Environment 2010-2011

Belgium

Average commitments for 2010-2011, unless otherwise shown

Investment in environment is necessary for improving economic, social and political conditions in developing countries within the framework of sustainable development.

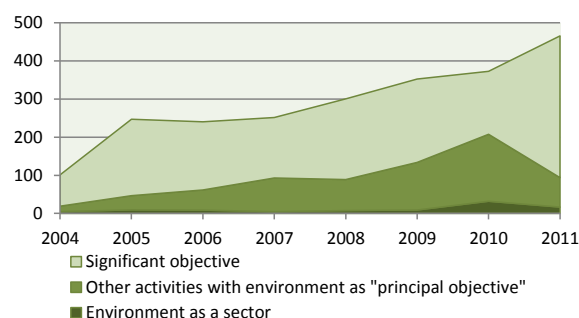
An activity can target environment as a "principal objective" or "significant objective". Principal means environment was an explicit objective of the activity and fundamental in its design. Significant means environment was an important, but secondary, objective of the activity. Not targeted means that the activity was screened for promoting environment, but was not found to have targeted it.

All activities have been screened against the environment marker: the environment coverage ratio is thus **100%**.

Aid to Environment, commitments

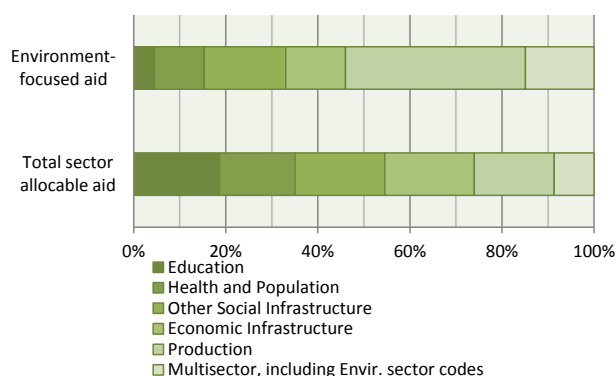
	constant 2010 USD million	
	2010	2011
Environment as a sector	32	17
Other activities scored "principal objective"	176	77
"significant objective"	165	371
Total of environment-focused aid	373	466
Not targeted	750	756
Not screened	0	1
Total sector-allocable aid	1123	1222
Share of environment-focused aid (1)	33%	38%
<i>Memo:</i>		
Total non sector-allocable aid (3)	975	573

Total environment-focused aid, constant 2010 USD million

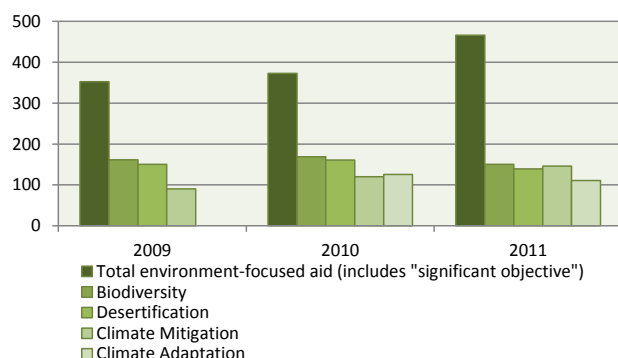


Sector breakdown

Sectoral components of environment-focused aid



Focus on Rio conventions (2), constant 2010 USD million



Top ten recipients

Environment focus in aid to top ten recipients

	constant 2010 USD million		
	Total aid	Total sector allocable aid	Environment focused aid
Congo, Dem. Rep.	382	107	42%
Burundi	84	79	40%
Rwanda	62	60	69%
Togo	47	4	12%
Mozambique	38	34	39%
Congo, Rep.	37	7	0%
Benin	37	35	44%
Senegal	36	35	83%
Morocco	35	33	75%
Bolivia	34	33	36%

Top ten recipients of environment-focused aid

	constant 2010 USD million		
	Total sector allocable aid	Environment-focused aid	
Congo, Dem. Rep.	107	44	42%
Rwanda	60	42	69%
Burundi	79	31	40%
Senegal	35	29	83%
Morocco	33	25	75%
Ghana	26	19	72%
Vietnam	31	16	51%
Mali	31	15	50%
Benin	35	15	44%
Ecuador	18	14	75%

(1): Percentage of sector allocable aid. Activities not screened against the environment marker have been excluded.

(2): Data on Rio markers (Biodiversity, Desertification, Climate Mitigation, Climate Adaptation) are available at www.oecd.org/dac/stats/riocventions. Please note that overlaps may occur between markers, they should therefore not be added, but considered separately.

Source: CRS (Creditor Reporting System) dataset "Aid activities targeting Global Env. Objectives" at www.oecd.org/dac/stats/idsonline

Aid in Support of Environment 2010-2011

Canada

Average commitments for 2010-2011, unless otherwise shown

Investment in environment is necessary for improving economic, social and political conditions in developing countries within the framework of sustainable development.

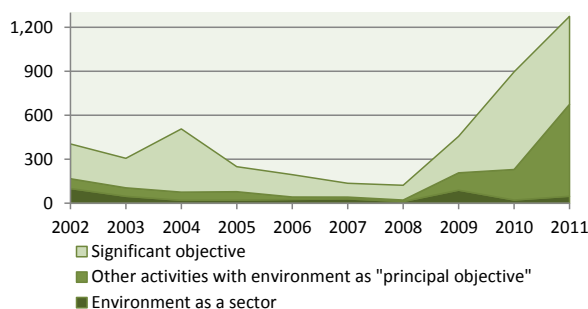
An activity can target environment as a "principal objective" or "significant objective". Principal means environment was an explicit objective of the activity and fundamental in its design. Significant means environment was an important, but secondary, objective of the activity. Not targeted means that the activity was screened for promoting environment, but was not found to have targeted it.

Not all activities have been screened against the environment marker: the coverage ratio for sector-allocable activities is 97%.

Aid to Environment, commitments

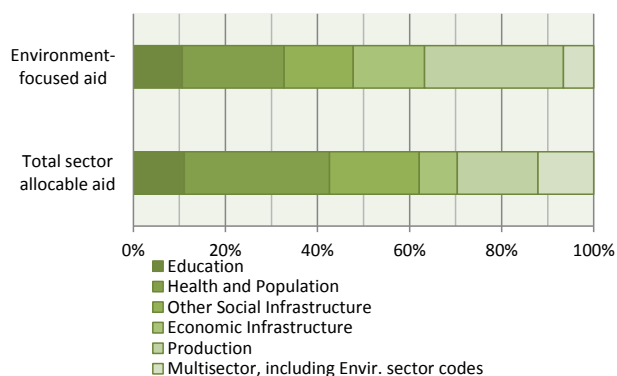
	constant 2010 USD million	
	2010	2011
Environment as a sector	22	48
Other activities scored "principal objective"	208	627
"significant objective"	666	600
Total of environment-focused aid	896	1275
Not targeted	1531	1502
Not screened	164	0
Total sector-allocable aid	2591	2777
Share of environment-focused aid (1)	37%	46%
<i>Memo:</i>		
Total non sector-allocable aid (3)	1315	1218

Total environment-focused aid, constant 2010 USD million

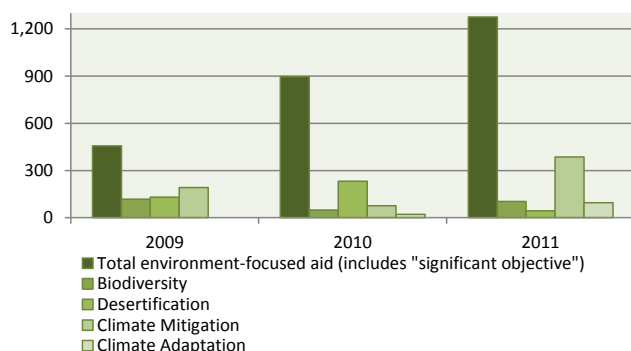


Sector breakdown

Sectoral components of environment-focused aid



Focus on Rio conventions (2), constant 2010 USD million



Top ten recipients

Environment focus in aid to top ten recipients

constant 2010 USD million

	Total aid	Total sector allocable aid	Environment focused aid
Haiti	346	207	51%
Tanzania	197	172	23%
Afghanistan	138	109	29%
Ethiopia	125	95	72%
Mali	119	115	67%
Mozambique	98	95	5%
West Bank & Gaza Strip	92	65	39%
Pakistan	89	36	58%
Sudan	77	52	40%
Bangladesh	68	68	46%

Top ten recipients of environment-focused aid

constant 2010 USD million

	Total sector allocable aid	Environment-focused aid	
Haiti	207	106	51%
Mali	115	77	67%
Ethiopia	95	68	72%
Tanzania	172	39	23%
Afghanistan	109	32	29%
Bangladesh	68	32	46%
Honduras	45	31	69%
West Bank & Gaza Strip	65	25	39%
Rwanda	34	21	63%
Sudan	52	21	40%

(1): Percentage of sector allocable aid. Activities not screened against the environment marker have been excluded.

(2): Data on Rio markers (Biodiversity, Desertification, Climate Mitigation, Climate Adaptation) are available at www.oecd.org/dac/stats/riocoventions. Please note that overlaps may occur between markers, they should therefore not be added, but considered separately.

Source: CRS (Creditor Reporting System) dataset "Aid activities targeting Global Env. Objectives" at www.oecd.org/dac/stats/idsonline

Aid in Support of Environment 2010-2011

Denmark

Average commitments for 2010-2011, unless otherwise shown

Investment in environment is necessary for improving economic, social and political conditions in developing countries within the framework of sustainable development.

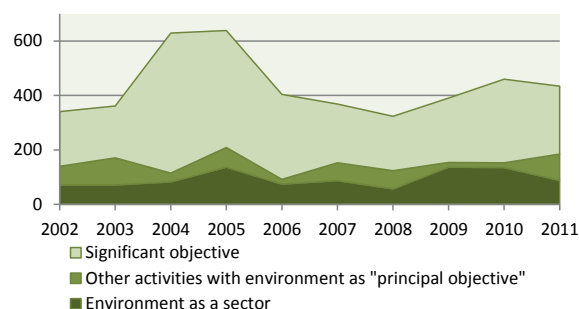
An activity can target environment as a "principal objective" or "significant objective". Principal means environment was an explicit objective of the activity and fundamental in its design. Significant means environment was an important, but secondary, objective of the activity. Not targeted means that the activity was screened for promoting environment, but was not found to have targeted it.

Not all activities have been screened against the environment marker: the coverage ratio for sector-allocable activities is **96%**.

Aid to Environment, commitments

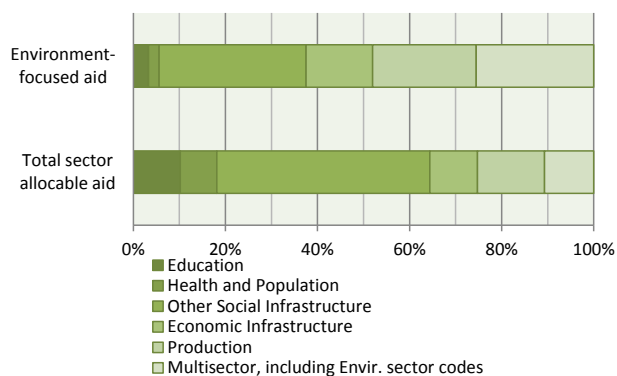
	constant 2010 USD million	
	2010	2011
Environment as a sector	135	88
Other activities scored "principal objective"	17	97
"significant objective"	307	249
Total of environment-focused aid	460	434
Not targeted	761	841
Not screened	80	13
Total sector-allocable aid	1301	1288
Share of environment-focused aid (1)	38%	34%
Memo:		
Total non sector-allocable aid (3)	363	706

Total environment-focused aid, constant 2010 USD million

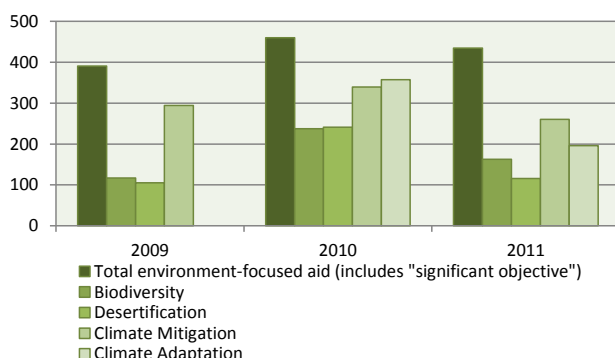


Sector breakdown

Sectoral components of environment-focused aid



Focus on Rio conventions (2), constant 2010 USD million



Top ten recipients

Environment focus in aid to top ten recipients
constant 2010 USD million

	Total aid	Total sector allocable aid	Environment focused aid
Mozambique	133	108	41%
Kenya	118	107	34%
Uganda	98	97	34%
Tanzania	93	38	16%
Afghanistan	81	61	7%
Bangladesh	72	70	32%
Ghana	61	31	25%
Somalia	56	29	19%
Vietnam	46	41	62%
Bolivia	33	33	25%

Top ten recipients of environment-focused aid

constant 2010 USD million

	Total sector allocable aid	Environment-focused aid	
Mozambique	108	44	41%
Kenya	107	36	34%
Uganda	97	33	34%
Vietnam	41	24	62%
Bangladesh	70	22	32%
Zambia	21	12	59%
West Bank & Gaza Strip	22	10	46%
Bolivia	33	8	25%
Indonesia	13	8	62%
Zimbabwe	32	7	23%

(1): Percentage of sector allocable aid. Activities not screened against the environment marker have been excluded.

(2): Data on Rio markers (Biodiversity, Desertification, Climate Mitigation, Climate Adaptation) are available at www.oecd.org/dac/stats/rioconventions. Please note that overlaps may occur between markers, they should therefore not be added, but considered separately.

Source: CRS (Creditor Reporting System) dataset "Aid activities targeting Global Env. Objectives" at www.oecd.org/dac/stats/idsonline

Aid in Support of Environment 2010-2011

EU Institutions

Average commitments for 2010-2011, unless otherwise shown

Investment in environment is necessary for improving economic, social and political conditions in developing countries within the framework of sustainable development.

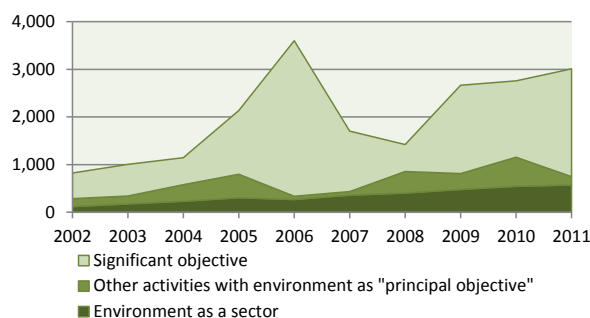
An activity can target environment as a "principal objective" or "significant objective". Principal means environment was an explicit objective of the activity and fundamental in its design. Significant means environment was an important, but secondary, objective of the activity. Not targeted means that the activity was screened for promoting environment, but was not found to have targeted it.

All activities have been screened against the environment marker: the environment coverage ratio is thus **100%**.

Aid to Environment, commitments

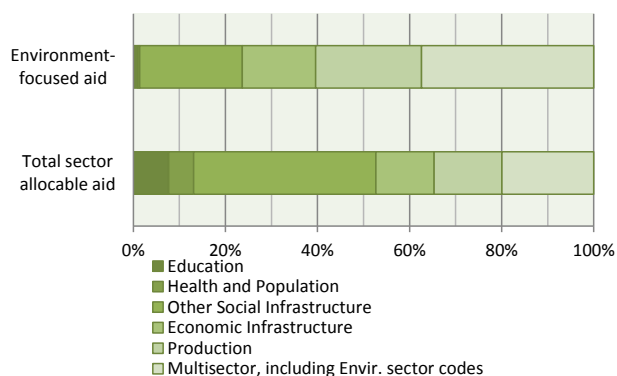
	constant 2010 USD million	
	2010	2011
Environment as a sector	545	574
Other activities scored "principal objective"	611	174
"significant objective"	1603	2262
Total of environment-focused aid	2759	3010
Not targeted	7463	8448
Not screened	0	0
Total sector-allocable aid	10221	11458
Share of environment-focused aid (1)	27%	26%
<i>Memo:</i>		
Total non sector-allocable aid (3)	3409	3041

Total environment-focused aid, constant 2010 USD million

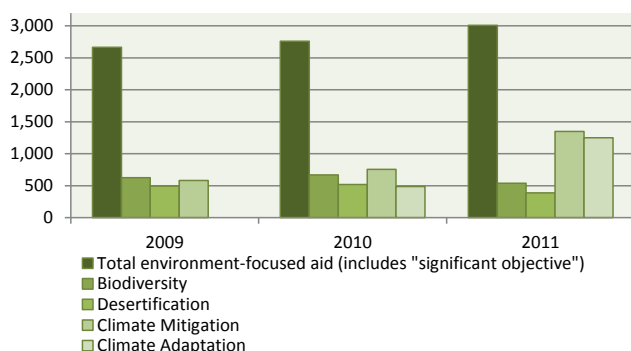


Sector breakdown

Sectoral components of environment-focused aid



Focus on Rio conventions (2), constant 2010 USD million



Top ten recipients

Environment focus in aid to top ten recipients

constant 2010 USD million

	Total aid	Total sector allocable aid	Environment focused aid
Turkey	943	943	20%
West Bank & Gaza Strip	472	390	4%
Afghanistan	398	335	0%
Nigeria	380	377	59%
Congo, Dem. Rep.	290	188	5%
Sudan	290	111	41%
Kosovo	257	253	3%
Serbia	246	246	6%
Haiti	218	46	38%
Pakistan	215	33	0%

Top ten recipients of environment-focused aid

constant 2010 USD million

	Total sector allocable aid	Environment-focused aid	
Nigeria	377	222	59%
Turkey	943	191	20%
Egypt	188	139	74%
Kenya	61	61	100%
Morocco	205	59	29%
Ukraine	199	47	23%
Sudan	111	46	41%
Albania	114	40	35%
Tunisia	132	38	29%
Moldova	139	37	27%

(1): Percentage of sector allocable aid. Activities not screened against the environment marker have been excluded.

(2): Data on Rio markers (Biodiversity, Desertification, Climate Mitigation, Climate Adaptation) are available at www.oecd.org/dac/stats/riocoventions. Please note that overlaps may occur between markers, they should therefore not be added, but considered separately.

Source: CRS (Creditor Reporting System) dataset "Aid activities targeting Global Env. Objectives" at www.oecd.org/dac/stats/idsonline

Aid in Support of Environment 2010-2011

Finland

Average commitments for 2010-2011, unless otherwise shown

Investment in environment is necessary for improving economic, social and political conditions in developing countries within the framework of sustainable development.

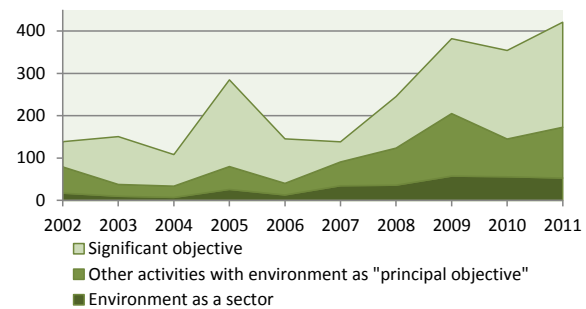
An activity can target environment as a "principal objective" or "significant objective". Principal means environment was an explicit objective of the activity and fundamental in its design. Significant means environment was an important, but secondary, objective of the activity. Not targeted means that the activity was screened for promoting environment, but was not found to have targeted it.

All activities have been screened against the environment marker: the environment coverage ratio is thus **100%**.

Aid to Environment, commitments

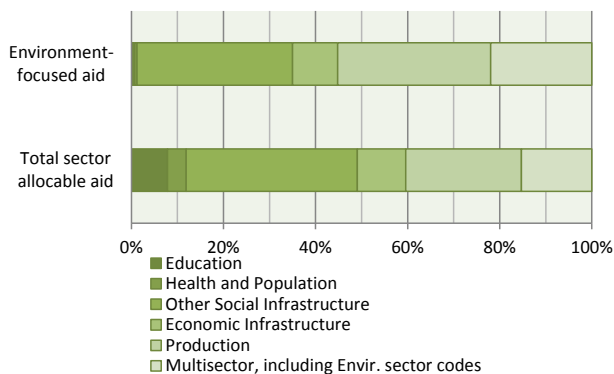
	constant 2010 USD million	
	2010	2011
Environment as a sector	56	53
Other activities scored "principal objective"	89	120
"significant objective"	209	248
Total of environment-focused aid	354	421
Not targeted	411	374
Not screened	0	0
Total sector-allocable aid	765	795
Share of environment-focused aid (1)	46%	53%
Memo:		
Total non sector-allocable aid (3)	314	275

Total environment-focused aid, constant 2010 USD million

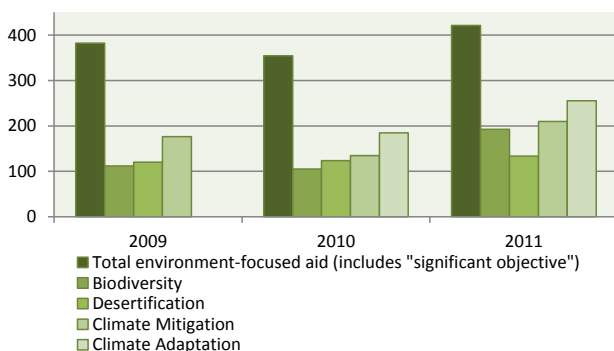


Sector breakdown

Sectoral components of environment-focused aid



Focus on Rio conventions (2), constant 2010 USD million



Top ten recipients

Environment focus in aid to top ten recipients

	constant 2010 USD million		
	Total aid	Total sector allocable aid	Environment focused aid
Tanzania	55	52	44%
Kenya	45	40	82%
Ethiopia	41	36	76%
Afghanistan	40	14	1%
Nepal	38	36	80%
Vietnam	36	34	42%
Mozambique	31	28	30%
Zambia	24	16	48%
Namibia	18	16	75%
South Sudan	16	15	99%

Top ten recipients of environment-focused aid

	constant 2010 USD million		
	Total sector allocable aid	Environment-focused aid	
Kenya	40	32	82%
Nepal	36	28	80%
Ethiopia	36	28	76%
Tanzania	52	23	44%
South Sudan	15	15	99%
Vietnam	34	14	42%
Namibia	16	12	75%
Ghana	10	10	99%
Mozambique	28	8	30%
Zambia	16	8	48%

(1): Percentage of sector allocable aid. Activities not screened against the environment marker have been excluded.

(2): Data on Rio markers (Biodiversity, Desertification, Climate Mitigation, Climate Adaptation) are available at www.oecd.org/dac/stats/rioconventions. Please note that overlaps may occur between markers, they should therefore not be added, but considered separately.

Source: CRS (Creditor Reporting System) dataset "Aid activities targeting Global Env. Objectives" at www.oecd.org/dac/stats/idsonline

Aid in Support of Environment 2010-2011

France

Average commitments for 2010-2011, unless otherwise shown

Investment in environment is necessary for improving economic, social and political conditions in developing countries within the framework of sustainable development.

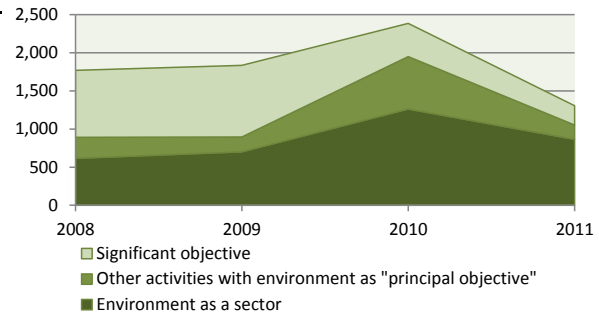
An activity can target environment as a "principal objective" or "significant objective". Principal means environment was an explicit objective of the activity and fundamental in its design. Significant means environment was an important, but secondary, objective of the activity. Not targeted means that the activity was screened for promoting environment, but was not found to have targeted it.

Not all activities have been screened against the environment marker: the coverage ratio for sector-allocable activities is **92%**.

Aid to Environment, commitments

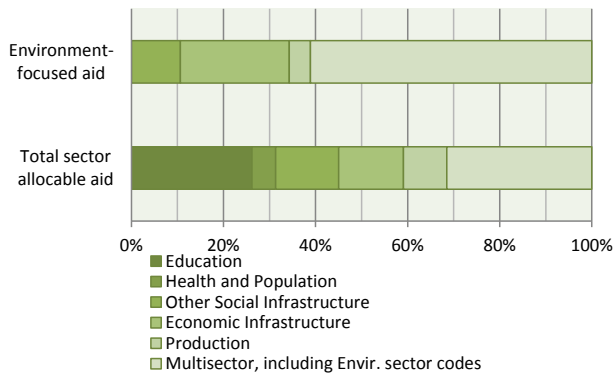
	constant 2010 USD million	
	2010	2011
Environment as a sector	1263	865
Other activities scored "principal objective"	688	188
"significant objective"	436	253
Total of environment-focused aid	2386	1306
Not targeted	3859	3809
Not screened	1011	0
Total sector-allocable aid	7256	5114
Share of environment-focused aid (1)	38%	26%
<i>Memo:</i>		
Total non sector-allocable aid (3)	3267	3197

Total environment-focused aid, constant 2010 USD million

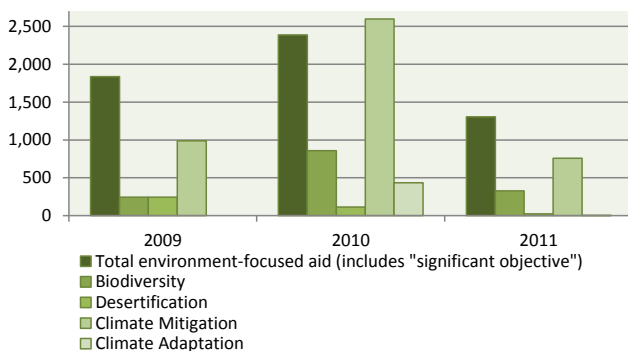


Sector breakdown

Sectoral components of environment-focused aid



Focus on Rio conventions (2), constant 2010 USD million



Top ten recipients

Environment focus in aid to top ten recipients

	constant 2010 USD million		
	Total aid	Total sector allocable aid	Environment focused aid
Congo, Dem. Rep.	556	20	24%
Morocco	500	493	5%
Congo, Rep.	495	25	3%
China	344	337	41%
Mexico	344	341	95%
Cote d'Ivoire	330	30	0%
Tunisia	288	283	21%
Cameroon	256	130	4%
Vietnam	243	173	51%
Kenya	219	213	68%

Top ten recipients of environment-focused aid

	constant 2010 USD million		
	Total sector allocable aid	Environment-focused aid	
Mexico	341	319	95%
Indonesia	167	162	98%
Kenya	213	144	68%
China	337	133	41%
Turkey	152	132	90%
Mauritius	116	101	89%
Colombia	163	90	56%
Vietnam	173	85	51%
India	98	81	88%
Jordan	70	65	95%

(1): Percentage of sector allocable aid. Activities not screened against the environment marker have been excluded.

(2): Data on Rio markers (Biodiversity, Desertification, Climate Mitigation, Climate Adaptation) are available at www.oecd.org/dac/stats/rioconventions. Please note that overlaps may occur between markers, they should therefore not be added, but considered separately.

Source: CRS (Creditor Reporting System) dataset "Aid activities targeting Global Env. Objectives" at www.oecd.org/dac/stats/idsonline

Aid in Support of Environment 2010-2011

Germany

Average commitments for 2010-2011, unless otherwise shown

Investment in environment is necessary for improving economic, social and political conditions in developing countries within the framework of sustainable development.

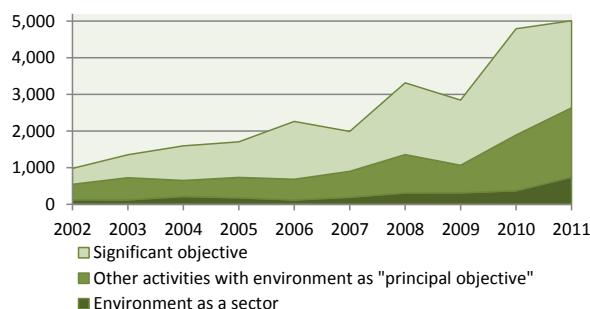
An activity can target environment as a "principal objective" or "significant objective". Principal means environment was an explicit objective of the activity and fundamental in its design. Significant means environment was an important, but secondary, objective of the activity. Not targeted means that the activity was screened for promoting environment, but was not found to have targeted it.

Not all activities have been screened against the environment marker: the coverage ratio for sector-allocable activities is **87%**.

Aid to Environment, commitments

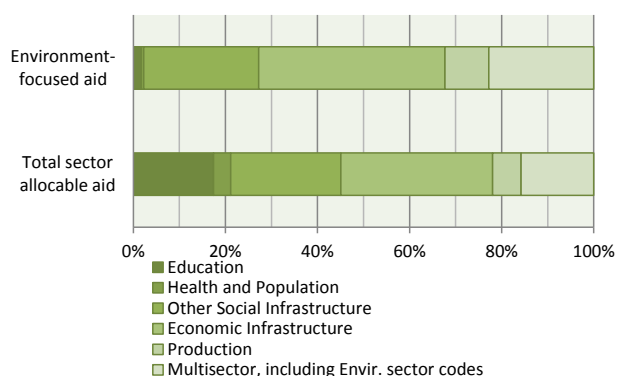
	constant 2010 USD million	
	2010	2011
Environment as a sector	373	744
Other activities scored "principal objective"	1521	1891
"significant objective"	2899	2375
Total of environment-focused aid	4793	5011
Not targeted	3835	4104
Not screened	1345	1238
Total sector-allocable aid	9973	10354
Share of environment-focused aid (1)	56%	55%
Memo:		
Total non sector-allocable aid (3)	1257	1481

Total environment-focused aid, constant 2010 USD million

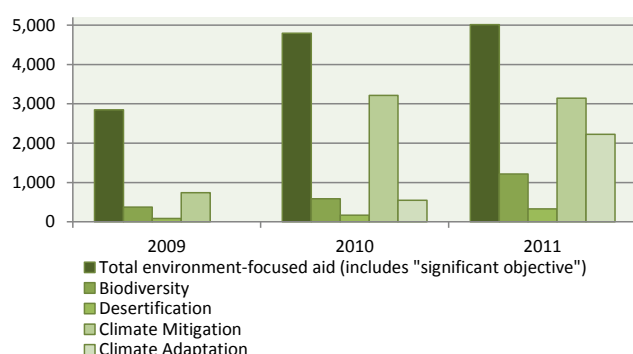


Sector breakdown

Sectoral components of environment-focused aid



Focus on Rio conventions (2), constant 2010 USD million



Top ten recipients

Environment focus in aid to top ten recipients

	constant 2010 USD million		
	Total aid	Total sector allocable aid	Environment focused aid
China	743	739	40%
Afghanistan	596	536	19%
India	548	548	83%
Vietnam	367	367	89%
Egypt	302	276	63%
Brazil	287	286	77%
Kenya	204	171	70%
Serbia	198	198	64%
Turkey	196	195	74%
Pakistan	166	87	33%

Top ten recipients of environment-focused aid

	constant 2010 USD million		
	Total sector allocable aid	Environment-focused aid	
India	548	414	83%
Vietnam	367	304	89%
China	739	219	40%
Brazil	286	207	77%
Egypt	276	162	63%
Serbia	198	122	64%
Kenya	171	115	70%
Peru	135	109	85%
Turkey	195	105	74%
Afghanistan	536	100	19%

(1): Percentage of sector allocable aid. Activities not screened against the environment marker have been excluded.

(2): Data on Rio markers (Biodiversity, Desertification, Climate Mitigation, Climate Adaptation) are available at www.oecd.org/dac/stats/riocventions. Please note that overlaps may occur between markers, they should therefore not be added, but considered separately.

Aid in Support of Environment 2010-2011

Greece

Average commitments for 2010-2011, unless otherwise shown

Investment in environment is necessary for improving economic, social and political conditions in developing countries within the framework of sustainable development.

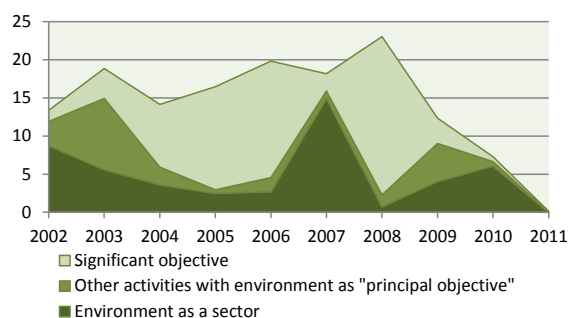
An activity can target environment as a "principal objective" or "significant objective". Principal means environment was an explicit objective of the activity and fundamental in its design. Significant means environment was an important, but secondary, objective of the activity. Not targeted means that the activity was screened for promoting environment, but was not found to have targeted it.

All activities have been screened against the environment marker: the environment coverage ratio is thus **100%**.

Aid to Environment, commitments

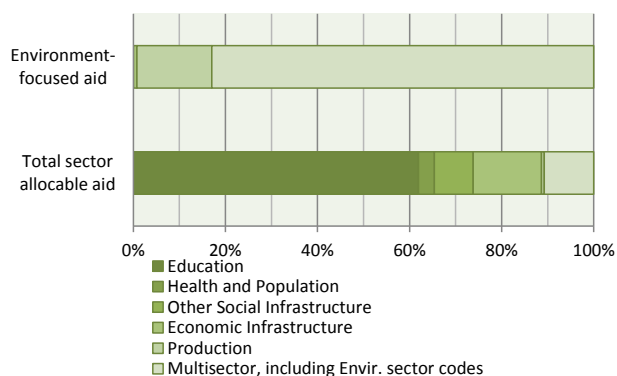
	constant 2010 USD million	
	2010	2011
Environment as a sector	6	0
Other activities scored "principal objective"	1	0
"significant objective"	1	0
Total of environment-focused aid	7	0
Not targeted	139	106
Not screened	0	0
Total sector-allocable aid	146	106
Share of environment-focused aid (1)	5%	0%
<i>Memo:</i>		
Total non sector-allocable aid (3)	66	37

Total environment-focused aid, constant 2010 USD million

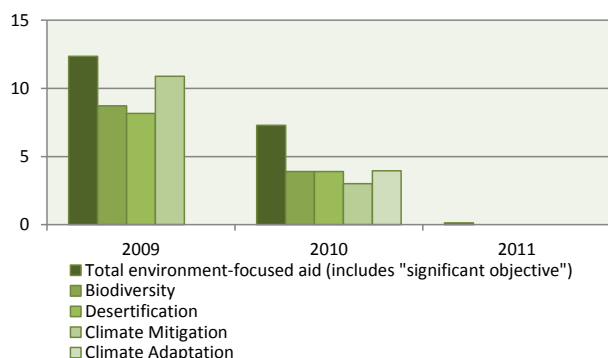


Sector breakdown

Sectoral components of environment-focused aid



Focus on Rio conventions (2), constant 2010 USD million



Top ten recipients

Environment focus in aid to top ten recipients

	constant 2010 USD million		
	Total aid	Total sector allocable aid	Environment focused aid
Albania	50	50	0%
Serbia	12	12	0%
Egypt	8	8	3%
West Bank & Gaza Strip	6	6	4%
Turkey	5	5	0%
Ukraine	3	3	0%
Syria	3	3	0%
Jordan	2	2	0%
Armenia	2	2	2%
Georgia	2	2	0%

Top ten recipients of environment-focused aid

	constant 2010 USD million		
	Total sector allocable aid	Environment-focused aid	
Egypt	8	0.27	3%
West Bank & Gaza Strip	6	0.22	4%
Albania	50	0.11	0%
Armenia	2	0.03	2%
Sri Lanka	0	0.03	27%
Turkey	5	0.02	0%
Bosnia-Herzegovina	1	0.01	2%
Serbia	12	0.01	0%
Jordan	2	0.01	0%
Lebanon	1	0.01	1%

(1): Percentage of sector allocable aid. Activities not screened against the environment marker have been excluded.

(2): Data on Rio markers (Biodiversity, Desertification, Climate Mitigation, Climate Adaptation) are available at www.oecd.org/dac/stats/riocoventions. Please note that overlaps may occur between markers, they should therefore not be added, but considered separately.

Source: CRS (Creditor Reporting System) dataset "Aid activities targeting Global Env. Objectives" at www.oecd.org/dac/stats/idsonline

Aid in Support of Environment 2010-2011

Ireland

Average commitments for 2010-2011, unless otherwise shown

Investment in environment is necessary for improving economic, social and political conditions in developing countries within the framework of sustainable development.

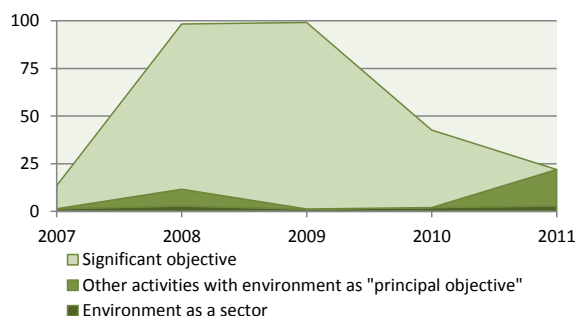
An activity can target environment as a "principal objective" or "significant objective". Principal means environment was an explicit objective of the activity and fundamental in its design. Significant means environment was an important, but secondary, objective of the activity. Not targeted means that the activity was screened for promoting environment, but was not found to have targeted it.

Not all activities have been screened against the environment marker: the coverage ratio for sector-allocable activities is **99%**.

Aid to Environment, commitments

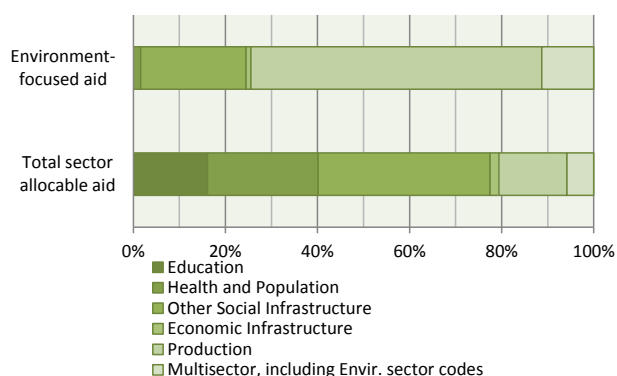
	constant 2010 USD million	
	2010	2011
Environment as a sector	2	3
Other activities scored "principal objective"	0	19
"significant objective"	41	0
Total of environment-focused aid	43	22
Not targeted	363	362
Not screened	0	5
Total sector-allocable aid	406	388
Share of environment-focused aid (1)	11%	6%
Memo:		
Total non sector-allocable aid (3)	182	194

Total environment-focused aid, constant 2010 USD million

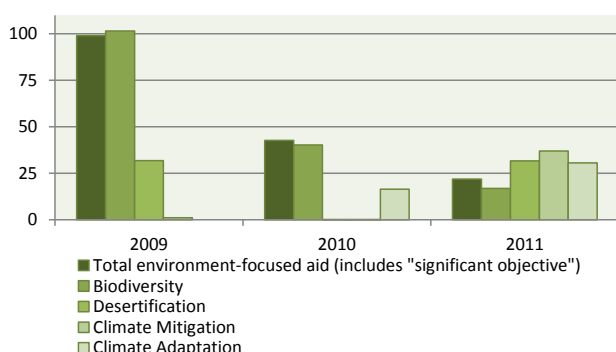


Sector breakdown

Sectoral components of environment-focused aid



Focus on Rio conventions (2), constant 2010 USD million



Top ten recipients

Environment focus in aid to top ten recipients
constant 2010 USD million

	Total aid	Total sector allocable aid	Environment focused aid
Uganda	57	54	5%
Mozambique	57	39	5%
Tanzania	48	31	14%
Ethiopia	48	31	4%
Zambia	30	27	1%
Malawi	22	19	22%
Vietnam	16	15	2%
Lesotho	15	14	0%
Kenya	12	11	11%
Sierra Leone	12	8	8%

Top ten recipients of environment-focused aid

	constant 2010 USD million		
	Total sector allocable aid	Environment-focused aid	
Tanzania	31	4	14%
Malawi	19	4	22%
Uganda	54	3	5%
Mozambique	39	2	5%
Kenya	11	1.2	11%
Ethiopia	31	1.1	4%
Afghanistan	3	1.1	33%
Cambodia	3	1.0	33%
Bangladesh	2	0.9	45%
Congo, Dem. Rep.	3	0.8	23%

(1): Percentage of sector allocable aid. Activities not screened against the environment marker have been excluded.

(2): Data on Rio markers (Biodiversity, Desertification, Climate Mitigation, Climate Adaptation) are available at www.oecd.org/dac/stats/riocventions. Please note that overlaps may occur between markers, they should therefore not be added, but considered separately.

Aid in Support of Environment 2010-2011

Italy

Average commitments for 2010-2011, unless otherwise shown

Investment in environment is necessary for improving economic, social and political conditions in developing countries within the framework of sustainable development.

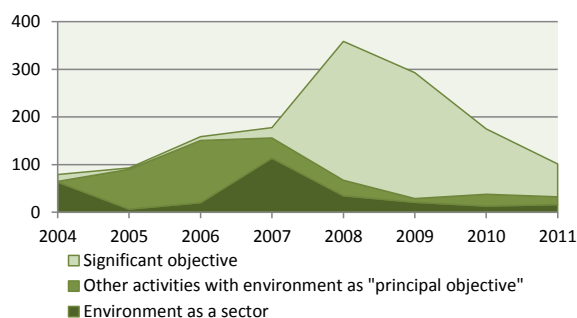
An activity can target environment as a "principal objective" or "significant objective". Principal means environment was an explicit objective of the activity and fundamental in its design. Significant means environment was an important, but secondary, objective of the activity. Not targeted means that the activity was screened for promoting environment, but was not found to have targeted it.

Not all activities have been screened against the environment marker: the coverage ratio for sector-allocable activities is **80%**.

Aid to Environment, commitments

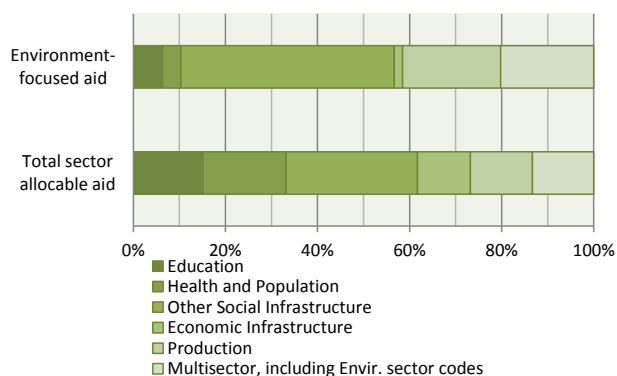
	constant 2010 USD million	
	2010	2011
Environment as a sector	13	16
Other activities scored "principal objective"	25	16
"significant objective"	137	69
Total of environment-focused aid	175	101
Not targeted	238	306
Not screened	186	23
Total sector-allocable aid	599	431
Share of environment-focused aid (1)	42%	25%
<i>Memo:</i>		
Total non sector-allocable aid (3)	379	1207

Total environment-focused aid, constant 2010 USD million

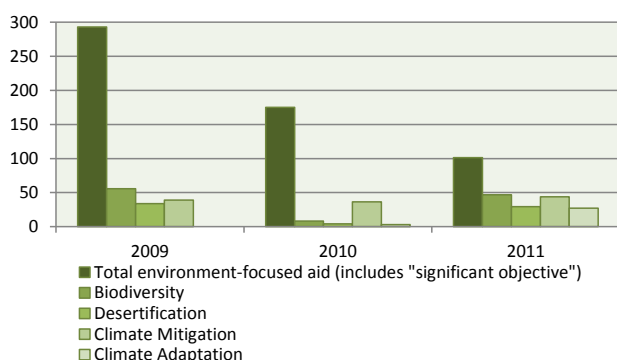


Sector breakdown

Sectoral components of environment-focused aid



Focus on Rio conventions (2), constant 2010 USD million



Top ten recipients

Environment focus in aid to top ten recipients

constant 2010 USD million

	Total aid	Total sector allocable aid	Environment focused aid
Congo, Dem. Rep.	275	7	12%
Afghanistan	68	59	29%
Congo, Rep.	49	0	16%
Bolivia	35	33	60%
Haiti	34	1	53%
Mozambique	31	24	39%
Lebanon	27	23	47%
Equatorial Guinea	27	0	0%
Ethiopia	23	21	34%
West Bank & Gaza Strip	22	17	49%

Top ten recipients of environment-focused aid

constant 2010 USD million

	Total sector allocable aid	Environment-focused aid	
Bolivia	33	20	60%
Afghanistan	59	9	29%
Lebanon	23	9	47%
Vietnam	11	8	75%
West Bank & Gaza Strip	17	7	49%
Mozambique	24	7	39%
Brazil	16	6	38%
Ethiopia	21	6	34%
Tunisia	10	5	62%
Morocco	4	3	84%

(1): Percentage of sector allocable aid. Activities not screened against the environment marker have been excluded.

(2): Data on Rio markers (Biodiversity, Desertification, Climate Mitigation, Climate Adaptation) are available at www.oecd.org/dac/stats/riocoventions. Please note that overlaps may occur between markers, they should therefore not be added, but considered separately.

Source: CRS (Creditor Reporting System) dataset "Aid activities targeting Global Env. Objectives" at www.oecd.org/dac/stats/idsonline

Aid in Support of Environment 2010-2011

Japan

Average commitments for 2010-2011, unless otherwise shown

Investment in environment is necessary for improving economic, social and political conditions in developing countries within the framework of sustainable development.

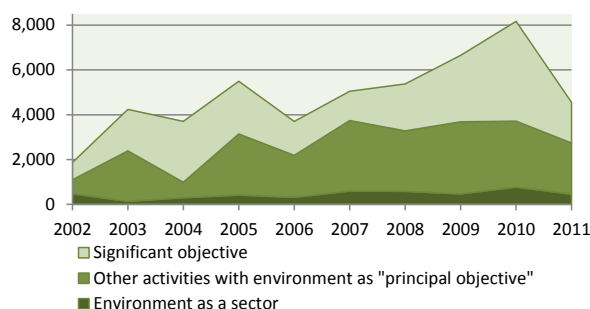
An activity can target environment as a "principal objective" or "significant objective". Principal means environment was an explicit objective of the activity and fundamental in its design. Significant means environment was an important, but secondary, objective of the activity. Not targeted means that the activity was screened for promoting environment, but was not found to have targeted it.

Not all activities have been screened against the environment marker: the coverage ratio for sector-allocable activities is **86%**.

Aid to Environment, commitments

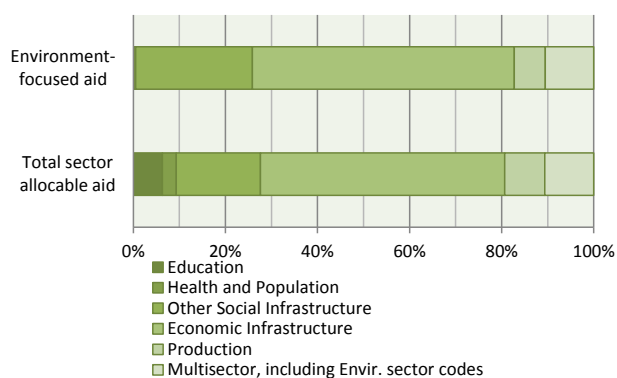
	constant 2010 USD million	
	2010	2011
Environment as a sector	773	457
Other activities scored "principal objective"	2942	2283
"significant objective"	4450	1811
Total of environment-focused aid	8165	4551
Not targeted	4758	5920
Not screened	1987	1709
Total sector-allocable aid	14910	12179
Share of environment-focused aid (1)	63%	43%
Memo:		
Total non sector-allocable aid (3)	2575	2147

Total environment-focused aid, constant 2010 USD million

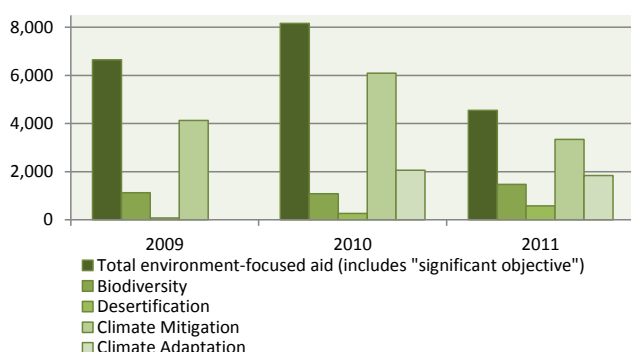


Sector breakdown

Sectoral components of environment-focused aid



Focus on Rio conventions (2), constant 2010 USD million



Top ten recipients

Environment focus in aid to top ten recipients
constant 2010 USD million

	Total aid	Total sector allocable aid	Environment focused aid
India	2318	2318	93%
Vietnam	1568	1545	15%
Indonesia	849	736	54%
Afghanistan	737	523	1%
Bangladesh	601	590	69%
Philippines	524	327	7%
Pakistan	521	331	53%
Iraq	516	514	66%
Sri Lanka	512	506	36%
Kenya	446	405	70%

Top ten recipients of environment-focused aid

	constant 2010 USD million		
	Total sector allocable aid	Environment-focused aid	
India	2,318	2127	93%
Bangladesh	590	390	69%
Indonesia	736	371	54%
Turkey	347	339	99%
Iraq	514	333	66%
Kenya	405	269	70%
Brazil	263	236	96%
Egypt	261	228	93%
Vietnam	1,545	217	15%
Morocco	290	198	69%

(1): Percentage of sector allocable aid. Activities not screened against the environment marker have been excluded.

(2): Data on Rio markers (Biodiversity, Desertification, Climate Mitigation, Climate Adaptation) are available at www.oecd.org/dac/stats/riocventions. Please note that overlaps may occur between markers, they should therefore not be added, but considered separately.

Source: CRS (Creditor Reporting System) dataset "Aid activities targeting Global Env. Objectives" at www.oecd.org/dac/stats/idsonline

Aid in Support of Environment 2010-2011

Korea

Average commitments for 2010-2011, unless otherwise shown

Investment in environment is necessary for improving economic, social and political conditions in developing countries within the framework of sustainable development.

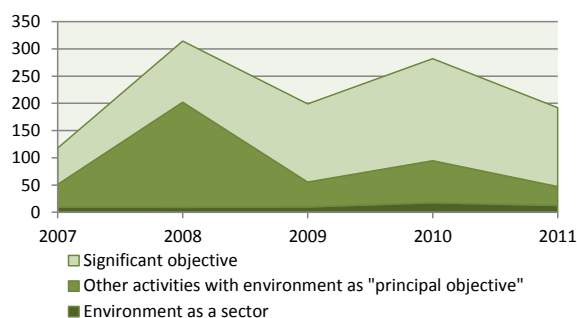
An activity can target environment as a "principal objective" or "significant objective". Principal means environment was an explicit objective of the activity and fundamental in its design. Significant means environment was an important, but secondary, objective of the activity. Not targeted means that the activity was screened for promoting environment, but was not found to have targeted it.

All activities have been screened against the environment marker: the environment coverage ratio is thus **100%**.

Aid to Environment, commitments

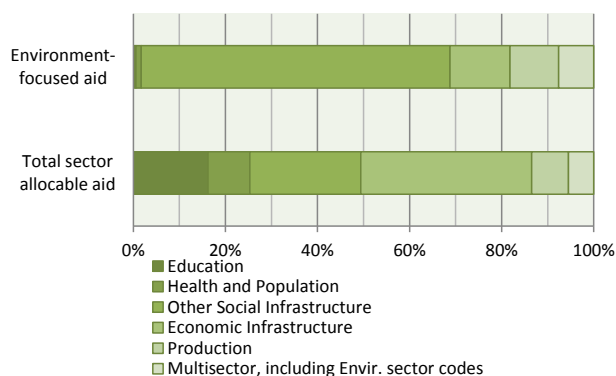
	constant 2010 USD million	
	2010	2011
Environment as a sector	18	12
Other activities scored "principal objective"	77	35
"significant objective"	187	145
Total of environment-focused aid	282	192
Not targeted	1452	1231
Not screened	0	0
Total sector-allocable aid	1734	1423
Share of environment-focused aid (1)	16%	13%
<i>Memo:</i>		
Total non sector-allocable aid (3)	75	106

Total environment-focused aid, constant 2010 USD million

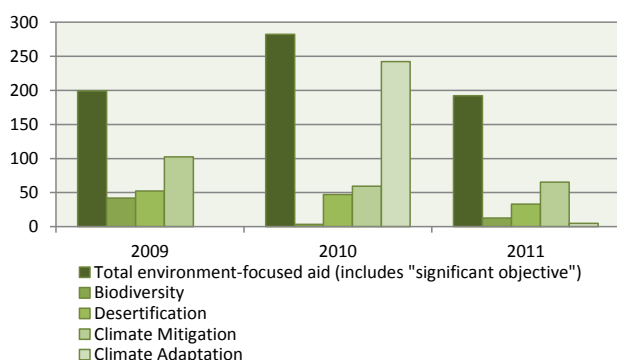


Sector breakdown

Sectoral components of environment-focused aid



Focus on Rio conventions (2), constant 2010 USD million



Top ten recipients

Environment focus in aid to top ten recipients

	constant 2010 USD million		
	Total aid	Total sector allocable aid	Environment focused aid
Vietnam	243	243	9%
Bangladesh	92	92	1%
Indonesia	90	90	29%
Cambodia	75	75	3%
Ghana	69	68	47%
Tanzania	67	67	4%
Mongolia	65	65	25%
Philippines	55	55	28%
Pakistan	51	48	7%
Ethiopia	50	50	4%

Top ten recipients of environment-focused aid

	constant 2010 USD million		
	Total sector allocable aid	Environment-focused aid	
Congo, Dem. Rep.	40	36	90%
Ghana	68	32	47%
Indonesia	90	26	29%
Vietnam	243	23	9%
Sri Lanka	40	18	46%
Mongolia	65	16	25%
Philippines	55	15	28%
Azerbaijan	28	14	49%
Nicaragua	24	13	52%
Ecuador	9	5	57%

(1): Percentage of sector allocable aid. Activities not screened against the environment marker have been excluded.

(2): Data on Rio markers (Biodiversity, Desertification, Climate Mitigation, Climate Adaptation) are available at www.oecd.org/dac/stats/riocoventions. Please note that overlaps may occur between markers, they should therefore not be added, but considered separately.

Source: CRS (Creditor Reporting System) dataset "Aid activities targeting Global Env. Objectives" at www.oecd.org/dac/stats/idsonline

Aid in Support of Environment 2010-2011

Luxembourg

Average commitments for 2010-2011, unless otherwise shown

Investment in environment is necessary for improving economic, social and political conditions in developing countries within the framework of sustainable development.

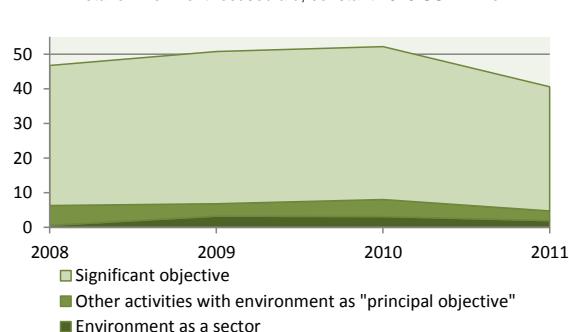
An activity can target environment as a "principal objective" or "significant objective". Principal means environment was an explicit objective of the activity and fundamental in its design. Significant means environment was an important, but secondary, objective of the activity. Not targeted means that the activity was screened for promoting environment, but was not found to have targeted it.

Not all activities have been screened against the environment marker: the coverage ratio for sector-allocable activities is **74%**.

Aid to Environment, commitments

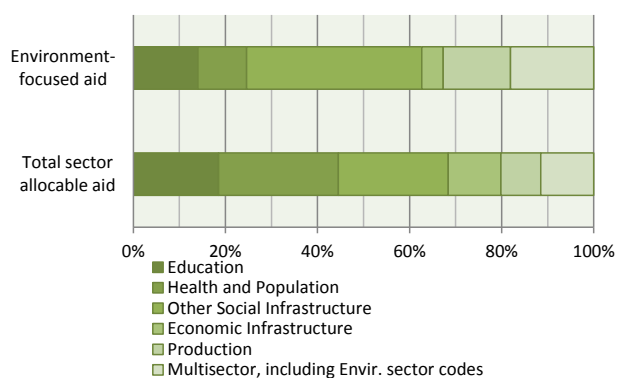
	constant 2010 USD million	
	2010	2011
Environment as a sector	3	2
Other activities scored "principal objective"	5	3
"significant objective"	44	36
Total of environment-focused aid	52	41
Not targeted	119	62
Not screened	32	62
Total sector-allocable aid	203	164
Share of environment-focused aid (1)	31%	40%
Memo:		
Total non sector-allocable aid (3)	98	95

Total environment-focused aid, constant 2010 USD million

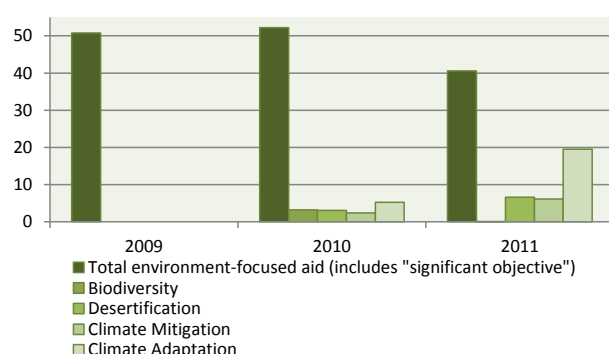


Sector breakdown

Sectoral components of environment-focused aid



Focus on Rio conventions (2), constant 2010 USD million



Top ten recipients

Environment focus in aid to top ten recipients

	constant 2010 USD million		
	Total aid	Total sector allocable aid	Environment focused aid
Mali	18	15	35%
Burkina Faso	17	14	79%
Senegal	16	13	42%
Cape Verde	15	11	48%
Laos	14	11	16%
Nicaragua	10	9	56%
Vietnam	10	8	36%
Namibia	9	8	49%
Kosovo	8	7	25%
Niger	8	5	24%

Top ten recipients of environment-focused aid

	constant 2010 USD million		
	Total sector allocable aid	Environment-focused aid	
Burkina Faso	14	10	79%
Senegal	13	5	42%
Cape Verde	11	4	48%
Nicaragua	9	4	56%
Mali	15	4	35%
Namibia	8	4	49%
Vietnam	8	3	36%
Montenegro	4	2	59%
Laos	11	1	16%
El Salvador	6	1	20%

(1): Percentage of sector allocable aid. Activities not screened against the environment marker have been excluded.

(2): Data on Rio markers (Biodiversity, Desertification, Climate Mitigation, Climate Adaptation) are available at www.oecd.org/dac/stats/riconventions. Please note that overlaps may occur between markers, they should therefore not be added, but considered separately.

Source: CRS (Creditor Reporting System) dataset "Aid activities targeting Global Env. Objectives" at www.oecd.org/dac/stats/idsonline

Aid in Support of Environment 2010-2011

Netherlands

Average commitments for 2010-2011, unless otherwise shown

Investment in environment is necessary for improving economic, social and political conditions in developing countries within the framework of sustainable development.

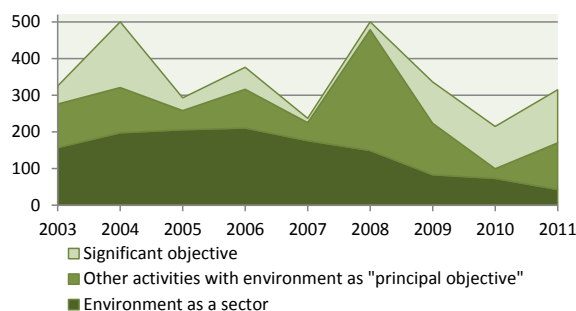
An activity can target environment as a "principal objective" or "significant objective". Principal means environment was an explicit objective of the activity and fundamental in its design. Significant means environment was an important, but secondary, objective of the activity. Not targeted means that the activity was screened for promoting environment, but was not found to have targeted it.

All activities have been screened against the environment marker: the environment coverage ratio is thus **100%**.

Aid to Environment, commitments

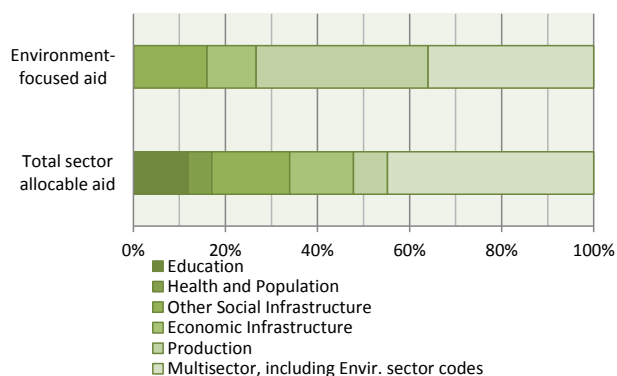
	constant 2010 USD million	
	2010	2011
Environment as a sector	73	43
Other activities scored "principal objective"	26	127
"significant objective"	115	145
Total of environment-focused aid	215	315
Not targeted	4934	2416
Not screened	0	0
Total sector-allocable aid	5149	2732
Share of environment-focused aid (1)	4%	12%
<i>Memo:</i>		
Total non sector-allocable aid (3)	923	1056

Total environment-focused aid, constant 2010 USD million

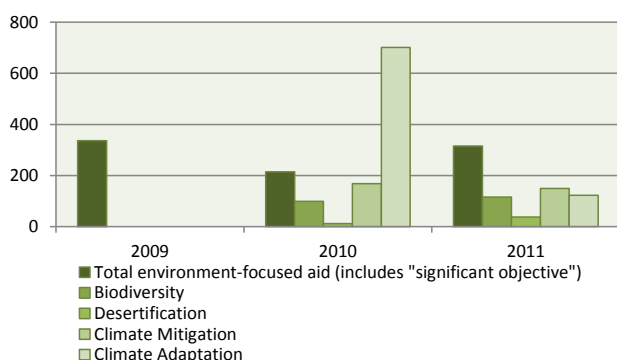


Sector breakdown

Sectoral components of environment-focused aid



Focus on Rio conventions (2), constant 2010 USD million



Top ten recipients

Environment focus in aid to top ten recipients

	constant 2010 USD million		
	Total aid	Total sector allocable aid	Environment focused aid
Congo, Dem. Rep.	218	7	0%
Afghanistan	98	89	0%
Bangladesh	78	78	36%
Ethiopia	63	33	40%
Sudan	61	46	0%
Mali	58	29	14%
Pakistan	45	33	21%
Mozambique	34	34	19%
Bolivia	34	34	6%
Uganda	33	33	0%

Top ten recipients of environment-focused aid

	constant 2010 USD million		
	Total sector allocable aid	Environment-focused aid	
Bangladesh	78	28	36%
Senegal	17	15	92%
Ethiopia	33	13	40%
Indonesia	27	7	28%
Colombia	21	7	34%
Pakistan	33	7	21%
Mozambique	34	6	19%
Mali	29	4	14%
Bolivia	34	2	6%
Guatemala	9	2	20%

(1): Percentage of sector allocable aid. Activities not screened against the environment marker have been excluded.

(2): Data on Rio markers (Biodiversity, Desertification, Climate Mitigation, Climate Adaptation) are available at www.oecd.org/dac/stats/riocoventions. Please note that overlaps may occur between markers, they should therefore not be added, but considered separately.

Source: CRS (Creditor Reporting System) dataset "Aid activities targeting Global Env. Objectives" at www.oecd.org/dac/stats/idsonline

Aid in Support of Environment 2010-2011

New Zealand

Average commitments for 2010-2011, unless otherwise shown

Investment in environment is necessary for improving economic, social and political conditions in developing countries within the framework of sustainable development.

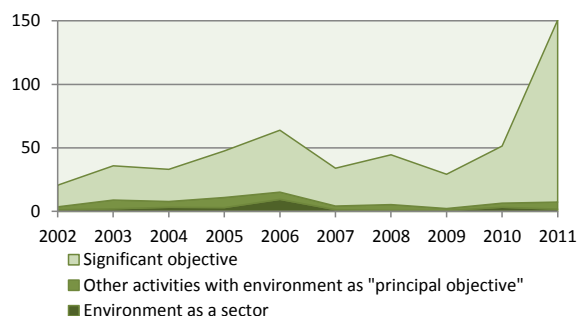
An activity can target environment as a "principal objective" or "significant objective". Principal means environment was an explicit objective of the activity and fundamental in its design. Significant means environment was an important, but secondary, objective of the activity. Not targeted means that the activity was screened for promoting environment, but was not found to have targeted it.

All activities have been screened against the environment marker: the environment coverage ratio is thus **100%**.

Aid to Environment, commitments

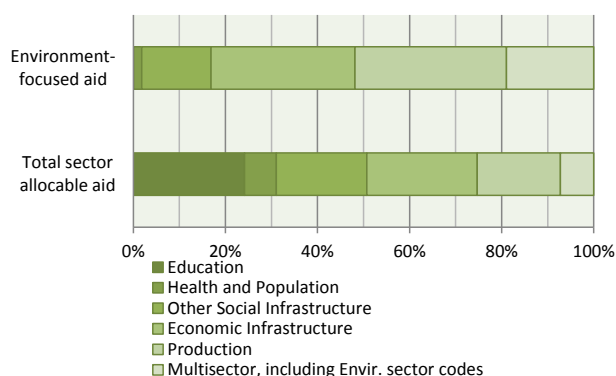
	constant 2010 USD million	
	2010	2011
Environment as a sector	3	2
Other activities scored "principal objective"	3	6
"significant objective"	45	143
Total of environment-focused aid	51	151
Not targeted	151	189
Not screened	0	0
Total sector-allocable aid	202	340
Share of environment-focused aid (1)	25%	44%
Memo:		
Total non sector-allocable aid (3)	87	95

Total environment-focused aid, constant 2010 USD million

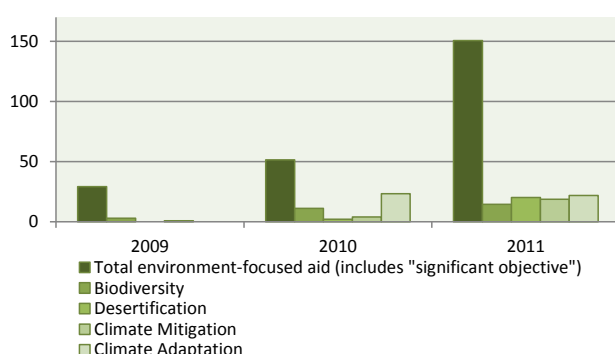


Sector breakdown

Sectoral components of environment-focused aid



Focus on Rio conventions (2), constant 2010 USD million



Top ten recipients

Environment focus in aid to top ten recipients

	constant 2010 USD million		
	Total aid	Total sector allocable aid	Environment focused aid
Papua New Guinea	26	26	15%
Solomon Islands	20	19	28%
Cook Islands	20	17	63%
Tonga	19	18	37%
Vanuatu	17	17	18%
Tokelau	17	7	61%
Indonesia	17	14	37%
Vietnam	16	15	51%
Timor-Leste	16	16	16%
Niue	15	10	49%

Top ten recipients of environment-focused aid

	constant 2010 USD million		
	Total sector allocable aid	Environment-focused aid	
Cook Islands	17	11	63%
Kiribati	11	10	86%
Afghanistan	12	9	74%
Vietnam	15	8	51%
Tonga	18	7	37%
Solomon Islands	19	5	28%
Indonesia	14	5	37%
Niue	10	5	49%
Tokelau	7	4	61%
Papua New Guinea	26	4	15%

(1): Percentage of sector allocable aid. Activities not screened against the environment marker have been excluded.

(2): Data on Rio markers (Biodiversity, Desertification, Climate Mitigation, Climate Adaptation) are available at www.oecd.org/dac/stats/riocventions. Please note that overlaps may occur between markers, they should therefore not be added, but considered separately.

Source: CRS (Creditor Reporting System) dataset "Aid activities targeting Global Env. Objectives" at www.oecd.org/dac/stats/idsonline

Aid in Support of Environment 2010-2011

Norway

Average commitments for 2010-2011, unless otherwise shown

Investment in environment is necessary for improving economic, social and political conditions in developing countries within the framework of sustainable development.

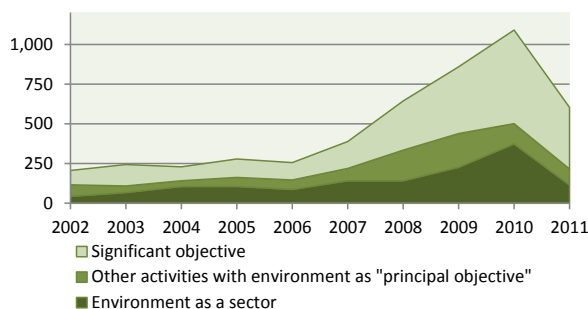
An activity can target environment as a "principal objective" or "significant objective". Principal means environment was an explicit objective of the activity and fundamental in its design. Significant means environment was an important, but secondary, objective of the activity. Not targeted means that the activity was screened for promoting environment, but was not found to have targeted it.

All activities have been screened against the environment marker: the environment coverage ratio is thus **100%**.

Aid to Environment, commitments

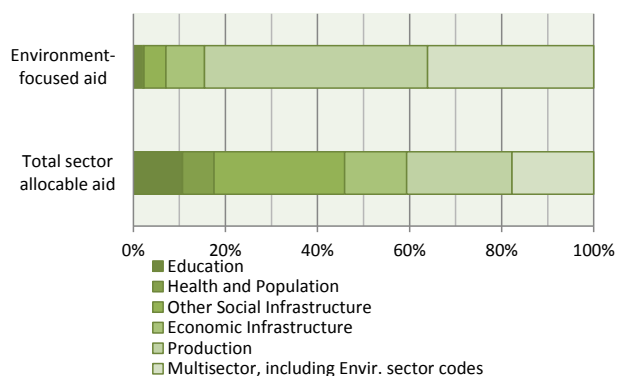
	constant 2010 USD million	
	2010	2011
Environment as a sector	374	115
Other activities scored "principal objective"	127	101
"significant objective"	589	388
Total of environment-focused aid	1091	604
Not targeted	1776	1600
Not screened	0	0
Total sector-allocable aid	2867	2204
Share of environment-focused aid (1)	38%	27%
<i>Memo:</i>		
Total non sector-allocable aid (3)	938	977

Total environment-focused aid, constant 2010 USD million

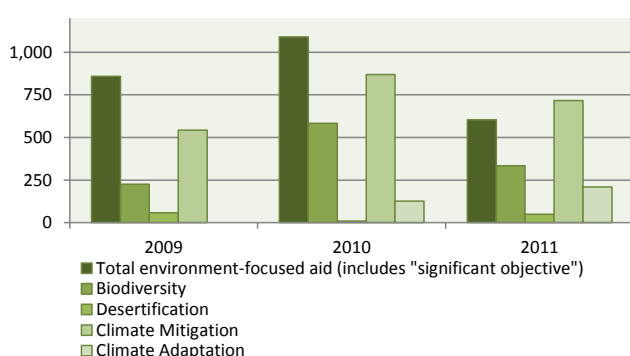


Sector breakdown

Sectoral components of environment-focused aid



Focus on Rio conventions (2), constant 2010 USD million



Top ten recipients

Environment focus in aid to top ten recipients

	constant 2010 USD million		
	Total aid	Total sector allocable aid	Environment focused aid
Brazil	192	192	97%
Afghanistan	155	143	9%
Guyana	125	125	100%
West Bank & Gaza Strip	106	47	1%
Tanzania	98	72	36%
Zambia	98	81	4%
Sudan	85	51	3%
Uganda	71	64	8%
Pakistan	51	23	5%
Somalia	50	18	2%

Top ten recipients of environment-focused aid

	constant 2010 USD million		
	Total sector allocable aid	Environment-focused aid	
Brazil	192	187	97%
Guyana	125	125	100%
Tanzania	72	26	36%
Indonesia	32	22	68%
Liberia	35	21	61%
Haiti	26	21	81%
China	23	16	69%
Mozambique	42	15	35%
India	23	13	55%
Afghanistan	143	13	9%

(1): Percentage of sector allocable aid. Activities not screened against the environment marker have been excluded.

(2): Data on Rio markers (Biodiversity, Desertification, Climate Mitigation, Climate Adaptation) are available at www.oecd.org/dac/stats/riocoventions. Please note that overlaps may occur between markers, they should therefore not be added, but considered separately.

Source: CRS (Creditor Reporting System) dataset "Aid activities targeting Global Env. Objectives" at www.oecd.org/dac/stats/idsonline

Aid in Support of Environment 2010-2011

Portugal

Average commitments for 2010-2011, unless otherwise shown

Investment in environment is necessary for improving economic, social and political conditions in developing countries within the framework of sustainable development.

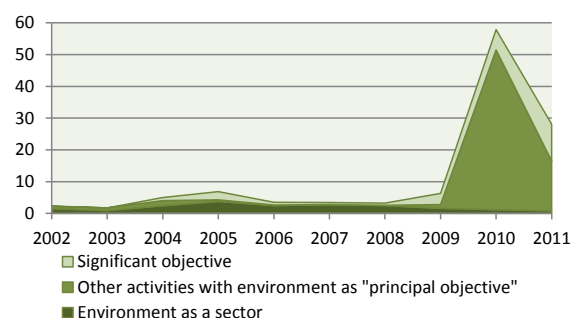
An activity can target environment as a "principal objective" or "significant objective". Principal means environment was an explicit objective of the activity and fundamental in its design. Significant means environment was an important, but secondary, objective of the activity. Not targeted means that the activity was screened for promoting environment, but was not found to have targeted it.

Not all activities have been screened against the environment marker: the coverage ratio for sector-allocable activities is **93%**.

Aid to Environment, commitments

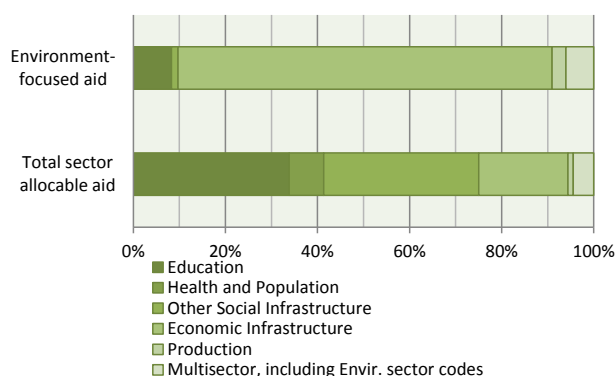
	constant 2010 USD million	
	2010	2011
Environment as a sector	1	1
Other activities scored "principal objective"	50	16
"significant objective"	6	12
Total of environment-focused aid	58	28
Not targeted	146	125
Not screened	27	0
Total sector-allocable aid	231	153
Share of environment-focused aid (1)	28%	18%
Memo:		
Total non sector-allocable aid (3)	165	299

Total environment-focused aid, constant 2010 USD million

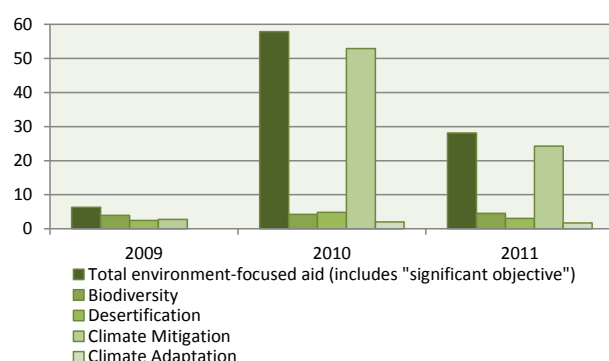


Sector breakdown

Sectoral components of environment-focused aid



Focus on Rio conventions (2), constant 2010 USD million



Top ten recipients

Environment focus in aid to top ten recipients

	constant 2010 USD million		
	Total aid	Total sector allocable aid	Environment focused aid
Mozambique	160	19	22%
Cape Verde	114	63	62%
Timor-Leste	30	29	4%
Sao Tome & Principe	27	12	8%
Angola	17	13	11%
Guinea-Bissau	14	14	10%
Afghanistan	8	8	0%
Brazil	8	8	0%
Serbia	6	6	0%
China	3	0	0%

Top ten recipients of environment-focused aid

	constant 2010 USD million		
	Total sector allocable aid	Environment-focused aid	
Cape Verde	63	33	62%
Mozambique	19	4	22%
Guinea-Bissau	14	1	10%
Angola	13	1	11%
Timor-Leste	29	1	4%
Sao Tome & Principe	12	1	8%
Cuba	0.1	0.06	70%
Morocco	0.2	0.04	21%
Guatemala	0.1	0.01	9%
Brazil	8	0.001	0%

(1): Percentage of sector allocable aid. Activities not screened against the environment marker have been excluded.

(2): Data on Rio markers (Biodiversity, Desertification, Climate Mitigation, Climate Adaptation) are available at www.oecd.org/dac/stats/riconventions. Please note that overlaps may occur between markers, they should therefore not be added, but considered separately.

Source: CRS (Creditor Reporting System) dataset "Aid activities targeting Global Env. Objectives" at www.oecd.org/dac/stats/idsonline

Aid in Support of Environment 2010-2011

Spain

Average commitments for 2010-2011, unless otherwise shown

Investment in environment is necessary for improving economic, social and political conditions in developing countries within the framework of sustainable development.

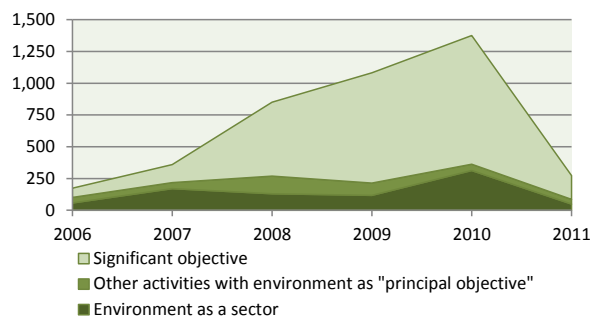
An activity can target environment as a "principal objective" or "significant objective". Principal means environment was an explicit objective of the activity and fundamental in its design. Significant means environment was an important, but secondary, objective of the activity. Not targeted means that the activity was screened for promoting environment, but was not found to have targeted it.

Not all activities have been screened against the environment marker: the coverage ratio for sector-allocable activities is **98%**.

Aid to Environment, commitments

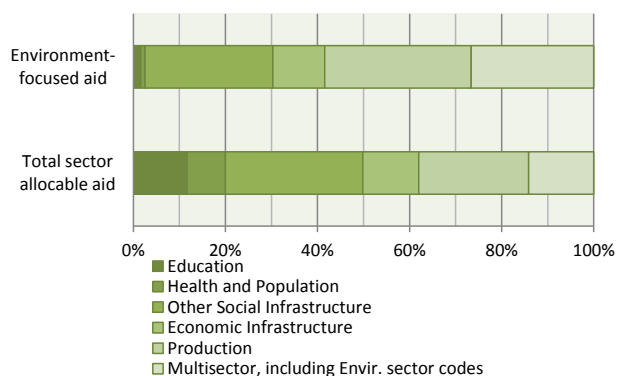
	constant 2010 USD million	
	2010	2011
Environment as a sector	313	49
Other activities scored "principal objective"	50	37
"significant objective"	1013	187
Total of environment-focused aid	1376	273
Not targeted	2208	1419
Not screened	0	121
Total sector-allocable aid	3583	1814
Share of environment-focused aid (1)	38%	16%
<i>Memo:</i>		
Total non sector-allocable aid (3)	1132	674

Total environment-focused aid, constant 2010 USD million

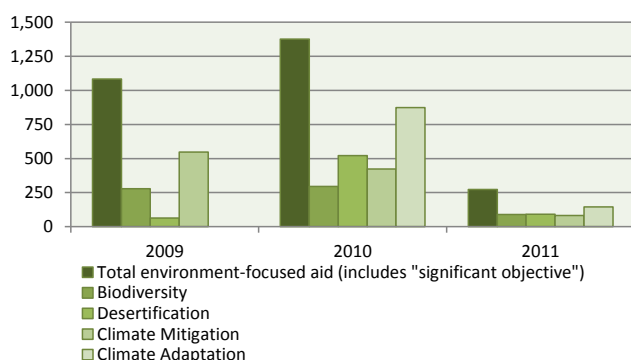


Sector breakdown

Sectoral components of environment-focused aid



Focus on Rio conventions (2), constant 2010 USD million



Top ten recipients

Environment focus in aid to top ten recipients

constant 2010 USD million

	Total aid	Total sector allocable aid	Environment focused aid
Congo, Dem. Rep.	171	20	8%
Haiti	161	83	8%
Peru	92	90	35%
West Bank & Gaza Strip	84	66	11%
Tunisia	79	79	90%
El Salvador	78	75	37%
Bolivia	74	68	38%
Nicaragua	70	66	33%
Guatemala	68	64	38%
Colombia	67	62	24%

Top ten recipients of environment-focused aid

constant 2010 USD million

	Total sector allocable aid	Environment-focused aid	
Tunisia	79	70	90%
Honduras	59	44	75%
Peru	90	31	35%
Bolivia	68	25	38%
Ecuador	60	24	41%
Guatemala	64	23	38%
El Salvador	75	23	37%
Nicaragua	66	21	33%
Mexico	29	16	56%
Colombia	62	15	24%

(1): Percentage of sector allocable aid. Activities not screened against the environment marker have been excluded.

(2): Data on Rio markers (Biodiversity, Desertification, Climate Mitigation, Climate Adaptation) are available at www.oecd.org/dac/stats/riocoventions. Please note that overlaps may occur between markers, they should therefore not be added, but considered separately.

Source: CRS (Creditor Reporting System) dataset "Aid activities targeting Global Env. Objectives" at www.oecd.org/dac/stats/idsonline

Aid in Support of Environment 2010-2011

Sweden

Average commitments for 2010-2011, unless otherwise shown

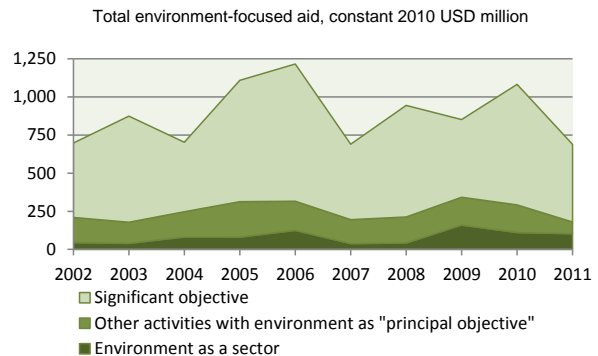
Investment in environment is necessary for improving economic, social and political conditions in developing countries within the framework of sustainable development.

An activity can target environment as a "principal objective" or "significant objective". Principal means environment was an explicit objective of the activity and fundamental in its design. Significant means environment was an important, but secondary, objective of the activity. Not targeted means that the activity was screened for promoting environment, but was not found to have targeted it.

Not all activities have been screened against the environment marker: the coverage ratio for sector-allocable activities is **98%**.

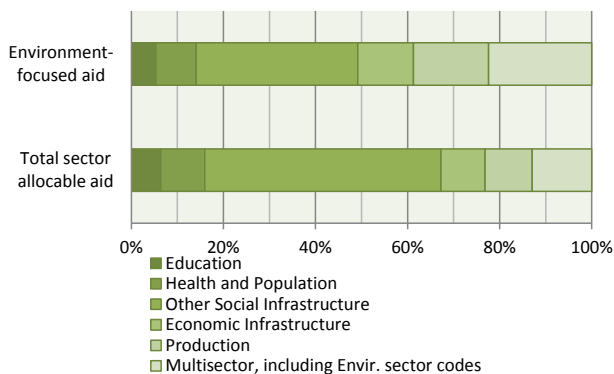
Aid to Environment, commitments

	constant 2010 USD million	
	2010	2011
Environment as a sector	111	103
Other activities scored "principal objective"	182	77
"significant objective"	790	509
Total of environment-focused aid	1082	689
Not targeted	864	741
Not screened	7	80
Total sector-allocable aid	1954	1510
Share of environment-focused aid (1)	56%	48%
Memo:		
Total non sector-allocable aid (3)	1068	1336

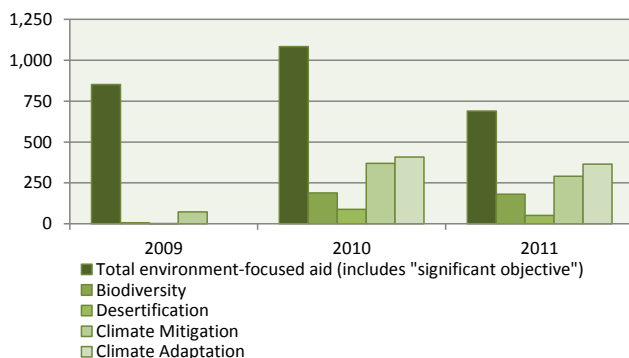


Sector breakdown

Sectoral components of environment-focused aid



Focus on Rio conventions (2), constant 2010 USD million



Top ten recipients

Environment focus in aid to top ten recipients

	constant 2010 USD million		
	Total aid	Total sector allocable aid	Environment focused aid
Congo, Dem. Rep.	145	45	26%
Afghanistan	140	124	11%
Mozambique	84	82	57%
Bangladesh	67	67	90%
Sudan	60	27	19%
Kenya	54	40	66%
Liberia	49	41	33%
Tanzania	48	48	68%
Uganda	45	42	59%
West Bank & Gaza Strip	43	24	10%

Top ten recipients of environment-focused aid

	constant 2010 USD million		
	Total sector allocable aid	Environment-focused aid	
Bangladesh	67	60	90%
Mozambique	82	47	57%
Tanzania	48	32	68%
Kenya	40	26	66%
Cambodia	34	26	75%
Uganda	42	25	59%
Ukraine	27	21	76%
Burkina Faso	20	18	92%
South Africa	19	15	78%
Rwanda	20	15	73%

(1): Percentage of sector allocable aid. Activities not screened against the environment marker have been excluded.

(2): Data on Rio markers (Biodiversity, Desertification, Climate Mitigation, Climate Adaptation) are available at www.oecd.org/dac/stats/riocventions. Please note that overlaps may occur between markers, they should therefore not be added, but considered separately.

Aid in Support of Environment 2010-2011

Switzerland

Average commitments for 2010-2011, unless otherwise shown

Investment in environment is necessary for improving economic, social and political conditions in developing countries within the framework of sustainable development.

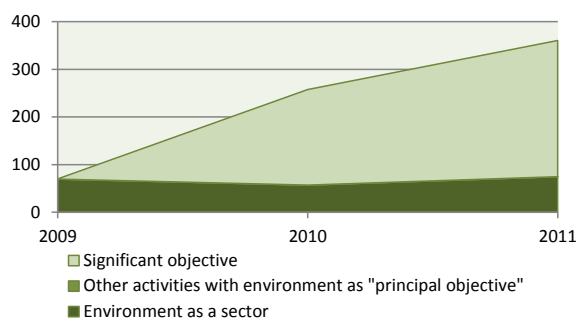
An activity can target environment as a "principal objective" or "significant objective". Principal means environment was an explicit objective of the activity and fundamental in its design. Significant means environment was an important, but secondary, objective of the activity. Not targeted means that the activity was screened for promoting environment, but was not found to have targeted it.

All activities have been screened against the environment marker: the environment coverage ratio is thus **100%**.

Aid to Environment, commitments

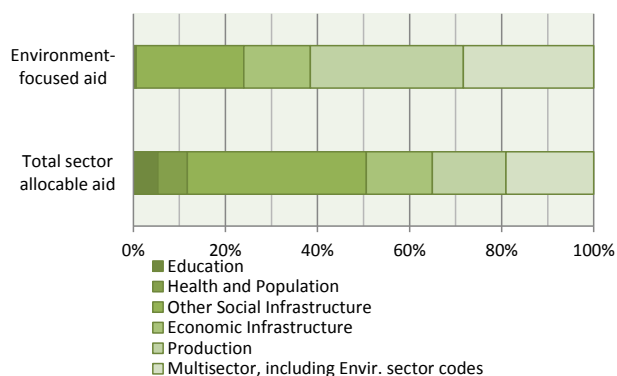
	constant 2010 USD million	
	2010	2011
Environment as a sector	57	75
Other activities scored "principal objective"	0	0
"significant objective"	200	286
Total of environment-focused aid	258	361
Not targeted	644	918
Not screened	0	0
Total sector-allocable aid	901	1279
Share of environment-focused aid (1)	29%	28%
Memo:		
Total non sector-allocable aid (3)	1007	1019

Total environment-focused aid, constant 2010 USD million

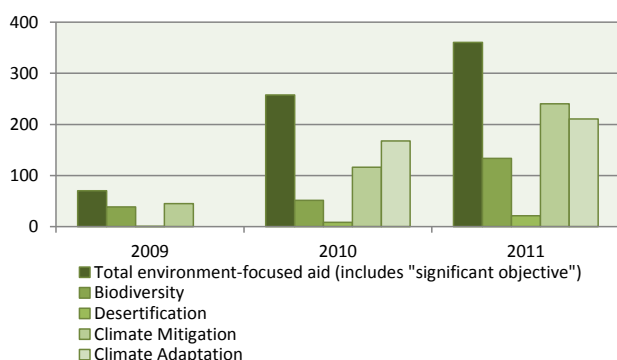


Sector breakdown

Sectoral components of environment-focused aid



Focus on Rio conventions (2), constant 2010 USD million



Top ten recipients

Environment focus in aid to top ten recipients

constant 2010 USD million

	Total aid	Total sector allocable aid	Environment focused aid
Kosovo	57	55	4%
Nepal	43	41	35%
Bangladesh	37	31	14%
Togo	32	1	0%
Mozambique	32	21	27%
Peru	31	28	28%
Ukraine	30	29	50%
Tanzania	28	25	19%
Mali	27	23	21%
West Bank & Gaza Strip	24	15	12%

Top ten recipients of environment-focused aid

constant 2010 USD million

	Total sector allocable aid	Environment-focused aid	
Ukraine	29	15	50%
Nepal	41	15	35%
Albania	23	12	55%
Nicaragua	16	11	68%
Bolivia	17	11	63%
Mongolia	12	10	81%
Tajikistan	16	9	55%
Peru	28	8	28%
Indonesia	13	7	51%
Vietnam	24	6	27%

(1): Percentage of sector allocable aid. Activities not screened against the environment marker have been excluded.

(2): Data on Rio markers (Biodiversity, Desertification, Climate Mitigation, Climate Adaptation) are available at www.oecd.org/dac/stats/riocoventions. Please note that overlaps may occur between markers, they should therefore not be added, but considered separately.

Source: CRS (Creditor Reporting System) dataset "Aid activities targeting Global Env. Objectives" at www.oecd.org/dac/stats/idsonline

Aid in Support of Environment 2010-2011

United Kingdom

Average commitments for 2010-2011, unless otherwise shown

Investment in environment is necessary for improving economic, social and political conditions in developing countries within the framework of sustainable development.

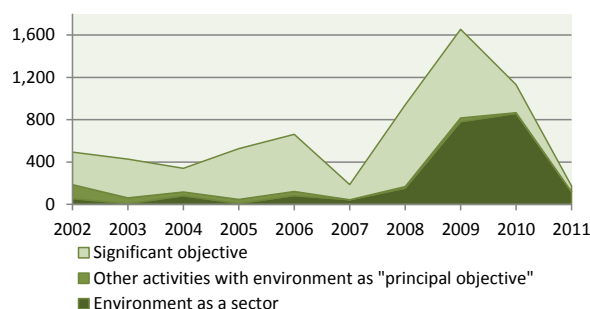
An activity can target environment as a "principal objective" or "significant objective". Principal means environment was an explicit objective of the activity and fundamental in its design. Significant means environment was an important, but secondary, objective of the activity. Not targeted means that the activity was screened for promoting environment, but was not found to have targeted it.

Not all activities have been screened against the environment marker: the coverage ratio for sector-allocable activities is **67%**.

Aid to Environment, commitments

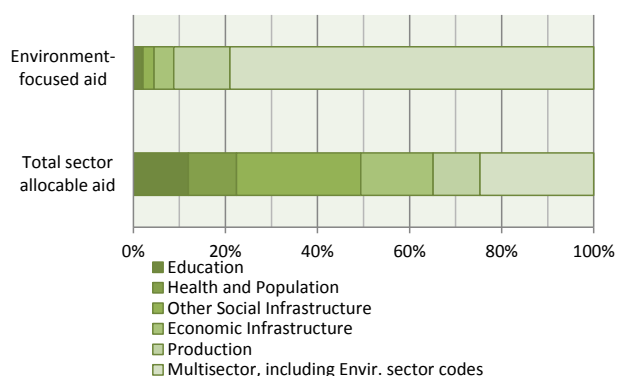
	constant 2010 USD million	
	2010	2011
Environment as a sector	860	120
Other activities scored "principal objective"	7	0
"significant objective"	264	54
Total of environment-focused aid	1131	174
Not targeted	1664	1522
Not screened	1096	1110
Total sector-allocable aid	3891	2806
Share of environment-focused aid (1)	40%	10%
Memo:		
Total non sector-allocable aid (3)	1211	910

Total environment-focused aid, constant 2010 USD million

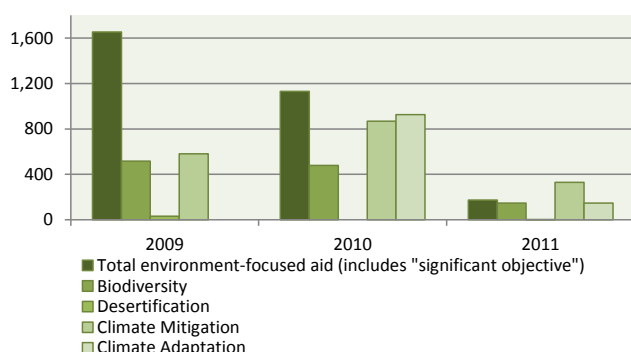


Sector breakdown

Sectoral components of environment-focused aid



Focus on Rio conventions (2), constant 2010 USD million



Top ten recipients

Environment focus in aid to top ten recipients

	constant 2010 USD million		
	Total aid	Total sector allocable aid	Environment focused aid
Afghanistan	229	196	0%
India	223	223	31%
Ethiopia	212	86	5%
Pakistan	180	89	3%
Uganda	135	73	1%
Congo, Dem. Rep.	114	34	3%
Nigeria	108	107	0%
China	81	81	98%
Malawi	76	38	45%
Somalia	72	16	0%

Top ten recipients of environment-focused aid

	constant 2010 USD million		
	Total sector allocable aid	Environment-focused aid	
St. Helena	53	15	29%
India	223	15	31%
Malawi	38	14	45%
Rwanda	30	13	46%
Bangladesh	34	13	45%
Nepal	53	11	21%
Indonesia	35	10	90%
Sudan	35	6	22%
China	81	4	98%
Ethiopia	86	4	5%

(1): Percentage of sector allocable aid. Activities not screened against the environment marker have been excluded.

(2): Data on Rio markers (Biodiversity, Desertification, Climate Mitigation, Climate Adaptation) are available at www.oecd.org/dac/stats/riocventions. Please note that overlaps may occur between markers, they should therefore not be added, but considered separately.

Aid in Support of Environment 2010-2011

United States

Average commitments for 2010-2011, unless otherwise shown

Investment in environment is necessary for improving economic, social and political conditions in developing countries within the framework of sustainable development.

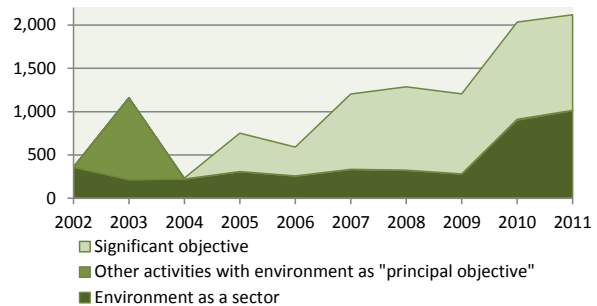
An activity can target environment as a "principal objective" or "significant objective". Principal means environment was an explicit objective of the activity and fundamental in its design. Significant means environment was an important, but secondary, objective of the activity. Not targeted means that the activity was screened for promoting environment, but was not found to have targeted it.

All activities have been screened against the environment marker: the environment coverage ratio is thus **100%**.

Aid to Environment, commitments

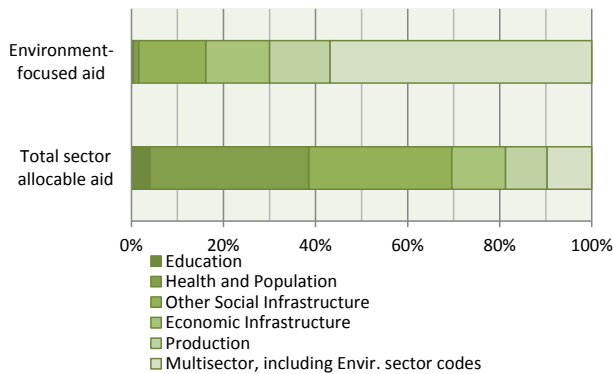
	constant 2010 USD million	
	2010	2011
Environment as a sector	903	1012
Other activities scored "principal objective"	9	3
"significant objective"	1122	1104
Total of environment-focused aid	2034	2118
Not targeted	22032	18950
Not screened	0	0
Total sector-allocable aid	24066	21068
Share of environment-focused aid (1)	8%	10%
Memo:		
Total non sector-allocable aid (3)	9316	8076

Total environment-focused aid, constant 2010 USD million

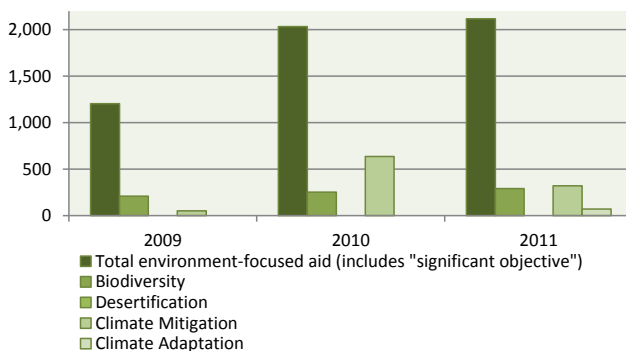


Sector breakdown

Sectoral components of environment-focused aid



Focus on Rio conventions (2), constant 2010 USD million



Top ten recipients

Environment focus in aid to top ten recipients

	constant 2010 USD million		
	Total aid	Total sector allocable aid	Environment focused aid
Afghanistan	3140	2951	3%
Pakistan	1520	1013	5%
Haiti	1317	666	5%
Iraq	1122	992	8%
Kenya	876	654	4%
Congo, Dem. Rep.	858	206	4%
Ethiopia	789	325	3%
Jordan	610	576	10%
South Africa	591	588	1%
West Bank & Gaza Strip	560	381	2%

Top ten recipients of environment-focused aid

	constant 2010 USD million		
	Total sector allocable aid	Environment-focused aid	
Afghanistan	2,951	84	3%
Iraq	992	77	8%
Egypt	247	67	27%
Micronesia, Fed. States	120	63	52%
Jordan	576	56	10%
Indonesia	249	48	19%
Pakistan	1,013	47	5%
Mongolia	121	38	31%
Philippines	325	35	11%
Mozambique	386	32	8%

(1): Percentage of sector allocable aid. Activities not screened against the environment marker have been excluded.

(2): Data on Rio markers (Biodiversity, Desertification, Climate Mitigation, Climate Adaptation) are available at www.oecd.org/dac/stats/rioconventions. Please note that overlaps may occur between markers, they should therefore not be added, but considered separately.

Source: CRS (Creditor Reporting System) dataset "Aid activities targeting Global Env. Objectives" at www.oecd.org/dac/stats/idsonline

ANNEX: MARKER DEFINITION

AID TO ENVIRONMENT

DEFINITION

An activity should be classified as environment-oriented (score Principal or Significant) if:

a) It is intended to produce an improvement, or something that is diagnosed as an improvement, in the physical and/or biological environment of the recipient country, area or target group concerned; or

b) It includes specific action to integrate environmental concerns with range of development objectives through institution building and/or capacity development.

CRITERIA FOR ELIGIBILITY

a) The objective is explicitly promoted in activity documentation; and

b) The activity contains specific measures to protect or enhance the physical and/or biological environment it affects, or to remedy existing environmental damage; or

c) The activity contains specific measures to develop or strengthen environmental policies, legislation and administration or other organisations responsible for environmental protection.

EXAMPLES OF TYPICAL ACTIVITIES

The list is not exhaustive. The activities may be scored against the objective only if the above criteria for eligibility are fulfilled.

– **Social infrastructure and services:** Water resources protection; water resources policies and water management that take into account environmental and socio-economic constraints, sanitation or waste management practices that bring environmental benefits.

– **Economic infrastructure and services:** Infrastructure projects designed with comprehensive and integrated environmental protection and management components; activities promoting sustainable use of energy resources (power generation from renewable sources of energy); energy conservation.

– **Production sectors:** Sustainable management of agricultural land and water resources; sustainable forest management programmes, combating land degradation and deforestation; sustainable management of sea resources; adoption and promotion of cleaner and more efficient technologies in production processes; measures to suppress or reduce pollution in land, water and air (e.g. filters); increasing energy efficiency in industries; sustainable use of sensitive environmental areas for tourism. (**Sustainable natural resources management** is a combination of management practices that have been planned and selected on the basis of interdisciplinary and participatory assessment of ecological, social and economic impacts of alternative management options, and resolution of possible conflicts or disputes concerning the significance and acceptability of the impacts of the proposed management alternatives.)

N.B. Activities that can be assigned the sector code **.general environmental protection**. i.e. environmental policy and administrative management, biosphere protection, bio-diversity, site preservation, flood prevention/control, environmental education/training, environmental research **score**, by definition, **principal** objective.

RIO CONVENTION MARKERS

AID TARGETING THE OBJECTIVES OF THE CONVENTION ON BIOLOGICAL DIVERSITY

DEFINITION

An activity should be classified as bio-diversity-related (score Principal or Significant) if:

CRITERIA

FOR ELIGIBILITY

It promotes at least one of the three objectives of the Convention: the conservation of bio-diversity, sustainable use of its components (ecosystems, species or genetic resources), or fair and equitable sharing of the benefits of the utilisation of genetic resources.

The activity contributes to

- a) protection or enhancing ecosystems, species or genetic resources through in-situ or ex-situ conservation, or remedying existing environmental damage; **or**
- b) integration of bio-diversity and ecosystem services concerns within recipient countries' development objectives and economic decision making, through institution building, capacity development, strengthening the regulatory and policy framework, or research; **or**
- c) developing countries' efforts to meet their obligations under the Convention

The activity will score "**principal objective**" if it directly and explicitly aims to achieve one or more of the above three criteria.

EXAMPLES OF TYPICAL ACTIVITIES

1. Typical activities take place in the sectors of:

Water and sanitation

Agriculture

Forestry

Fishing

Tourism

2. Typical non-sector specific activities are:

Environmental policy and administrative management

Biosphere and bio-diversity protection

Environmental education/training

Environmental research

- Integration of biological diversity concerns into sectoral policy, planning and programmes; e.g.
 - Water resources protection and rehabilitation; integrated watershed, catchment and river basin protection and management;
 - Sustainable agricultural and farming practices including substitution of damaging uses and extractions by out-of-area plantations, alternative cultivation or equivalent substances; integrated pest management strategies; soil conservation; in-situ conservation of genetic resources; alternative livelihoods;
 - Combating deforestation and land degradation while maintaining or enhancing biodiversity in the affected areas;
 - Promotion of sustainable marine, coastal and inland fishing;
 - Sustainable use of sensitive environmental areas for tourism.
- Preparation of national bio-diversity plans, strategies and programmes; bio-diversity inventories and assessments; development of legislation and regulations to protect threatened species; development of incentives, impact assessments, and policy and legislation on equitable access to the benefits of genetic resources.
- Establishment of protected areas, environmentally oriented zoning, land use and regional development planning.
- Protecting endangered or vulnerable species and their habitats, e.g. by promoting traditional animal husbandry or formerly cultivated/collected plants or ex-situ conservation (e.g. seed banks, zoological gardens).
- Capacity building in taxonomy, bio-diversity assessment and information management of biodiversity data; education, training and awareness-raising on bio-diversity.
- Research on ecological, socio-economic and policy issues related to bio-diversity, including research on and application of knowledge of indigenous people.
- Supporting development and use of approaches, methods and tools for assessment, valuation and sustaining of ecosystem services.

N.B. Biodiversity (CRS sector code 41030) scores, by definition, **principal objective**.

RIO CONVENTION MARKERS (continued)

AID TARGETING THE OBJECTIVES OF THE FRAMEWORK CONVENTION ON CLIMATE CHANGE Climate change mitigation

DEFINITION

An activity should be classified as climate-change-mitigation related (score Principal or Significant) if:

CRITERIA

FOR ELIGIBILITY

It contributes to the objective of stabilisation of greenhouse gas (GHG) concentrations in the atmosphere at a level that would prevent dangerous anthropogenic interference with the climate system by promoting efforts to reduce or limit GHG emissions or to enhance GHG sequestration.

The activity contributes to

- a) the mitigation of climate change by limiting anthropogenic emissions of GHGs, including gases regulated by the Montreal Protocol; **or**
- b) the protection and/or enhancement of GHG sinks and reservoirs; **or**
- c) the integration of climate change concerns with the recipient countries' development objectives through institution building, capacity development, strengthening the regulatory and policy framework, or research; **or**
- d) developing countries' efforts to meet their obligations under the Convention.

The activity will score "**principal objective**" if it directly and explicitly aims to achieve one or more of the above four criteria.

EXAMPLES OF TYPICAL ACTIVITIES

1. Typical activities take place in the sectors of:

*Water and sanitation
Transport
Energy
Agriculture
Forestry
Industry*

- GHG emission reductions or stabilisation in the energy, transport, industry and agricultural sectors through application of new and renewable forms of energy, measures to improve the energy efficiency of existing generators, machines and equipment, or demand side management.
- Methane emission reductions through waste management or sewage treatment.
- Development, transfer and promotion of technologies and know-how as well as building of capacities that control, reduce or prevent anthropogenic emissions of GHGs, in particular in waste management, transport, energy, agriculture and industry.
- Protection and enhancement of sinks and reservoirs of GHGs through sustainable forest management, afforestation and reforestation, rehabilitation of areas affected by drought and desertification.

2. Typical non-sector specific activities are:

*Environmental policy and administrative management
Biosphere protection
Biodiversity
Env. education/training
Environmental research*

- Protection and enhancement of sinks and reservoirs through sustainable management and conservation of oceans and other marine and coastal ecosystems, wetlands, wilderness areas and other ecosystems.
- Preparation of national inventories of greenhouse gases (emissions by sources and removals by sinks); climate change related policy and economic analysis and instruments, including national plans to mitigate climate change; development of climate-change-related legislation; climate technology needs surveys and assessments; institutional capacity building.
- Education, training and public awareness related to climate change.
- Climate-change-mitigation related research and monitoring.
- Oceanographic and atmospheric research and monitoring.

RIO CONVENTION MARKERS (continued)

AID TARGETING THE OBJECTIVES OF THE FRAMEWORK CONVENTION ON CLIMATE CHANGE Climate Change Adaptation

DEFINITION

An activity should be classified as adaptation-related (score Principal or Significant) if:

It intends to reduce the vulnerability of human or natural systems to the impacts of climate change and climate-related risks, by maintaining or increasing adaptive capacity and resilience.

This encompasses a range of activities from information and knowledge generation, to capacity development, planning and the implementation of climate change adaptation actions.

CRITERIA FOR ELIGIBILITY

An activity is eligible for the climate change adaptation marker if:

- a) the climate change adaptation objective is explicitly indicated in the activity documentation; **and**
- b) the activity contains specific measures targeting the definition above.

Carrying out a climate change adaptation analysis, either separately or as an integral part of agencies' standard procedures, facilitates this approach.

EXAMPLES OF TYPICAL ACTIVITIES

1. Examples of typical enabling activities for adaptation

Environmental policy and administrative management (sector 41010)

Environmental education / training (sector 41081)

Environmental research (sector 41082)

The list is not exhaustive. The activities may be scored against the objective only if the above criteria for eligibility are fulfilled.

- Supporting the integration of climate change adaptation into national and international policy, plans and programmes.
- Improving regulations and legislation to provide incentives to adapt.
- Education, training and public awareness raising related to the causes and impacts of climate change and the role of adaptation.
- Adaptation-related climate research including meteorological and hydrological observation and forecasting, impact and vulnerability assessments, early warning systems, etc.

2. Examples of typical sectoral activities

Health (Sector 120)

Water and sanitation (Sector 140)

Agriculture (Sector 311)

Forestry (Sector 312)

Fishing (Sector 313)

Flood prevention/control (Sector 41050 - under General environmental protection)

Disaster prevention and preparedness (Sector 740)

- Implementing measures to control malaria in areas threatened by increased incidence of diseases due to climate change.
- Promoting water conservation in areas where enhanced water stress due to climate change is anticipated.
- Promoting heat and drought resistant crops and water saving irrigation methods to withstand climate change.
- Promoting a diverse mix of forest management practices and species to provide a buffer against uncertainties of climate change.
- Promoting changes in fishing practices to adapt to changes in stocks and target species. Introducing flexibility in the gear that is used, the species that are fished, the fishing areas to be managed, and the allocations that are harvested.
- Implementing measures for flood prevention and management such as watershed management, reforestation or wetland restoration.
- Developing emergency prevention and preparedness measures including insurance schemes to cope with potential climatic disasters.
- Implementing measures to respond to glacial lake outburst flood risk, such as the creation or improvement of early warning systems and widening or deepening of glacial lake outlet channels.

RIO CONVENTION MARKERS (continued)

AID TARGETING THE OBJECTIVES OF THE CONVENTION TO COMBAT DESERTIFICATION

DEFINITION

An activity should be classified as desertification-related (score Principal or Significant) if:

CRITERIA FOR ELIGIBILITY

It aims at combating desertification or mitigating the effects of drought in arid, semi arid and dry sub-humid areas through prevention and/or reduction of land degradation, rehabilitation of partly degraded land, or reclamation of desertified land.

The activity contributes to

- a) protecting or enhancing dryland ecosystems or remedying existing environmental damage; **or**
- b) integration of desertification concerns with recipient countries' development objectives through institution building, capacity development, strengthening the regulatory and policy framework, or research; **or**
- c) developing countries' efforts to meet their obligations under the Convention.

The activity will score "**principal objective**" if it directly and explicitly relates to one or more of the above criteria, including in the context of the realisation of national, sub-regional or regional action programmes.

EXAMPLES OF TYPICAL ACTIVITIES

1. Typical activities take place in the sectors of:

*Water and sanitation
Agriculture
Forestry*

2. Typical non-sector specific activities are:

*Environmental policy and administrative management
Env. education/training
Environmental research*

- Integration of action to combat desertification and land degradation into sectoral policy, planning and programmes (e.g. agricultural and rural development policy, plans and programmes);
- Rehabilitation of land, vegetation cover, forests and water resources, conservation and sustainable management of land and water resources;
- Sustainable irrigation for both crops and livestock to reduce pressure on threatened land; alternative livelihood projects;
- Development and transfer of environmentally sound traditional and local technologies, knowledge, know-how and practices to combat desertification, e.g. methods of conserving water, wood (for fuel or construction) and soil in dry areas.
- Preparation of strategies and action programmes to combat desertification and mitigate the effects of drought; establishment of drought early warning systems; strengthening of drought preparedness and management; observation and assessment of CCD implementation, including monitoring and evaluation of impact indicators;
- Measures to promote the participation of affected populations in planning and implementing sustainable resource management or improving security of land tenure;
- Support for population/migration policies to reduce population pressure on land;
- Capacity building in desertification monitoring and assessment; education, training and public awareness programmes related to desertification and land degradation;
- Research on desertification and land degradation.

