



Aid in Support of Environment

March 2011

Statistics based on DAC Members' reporting on the Environment Policy Marker, 2008 - 2009

Creditor Reporting System database

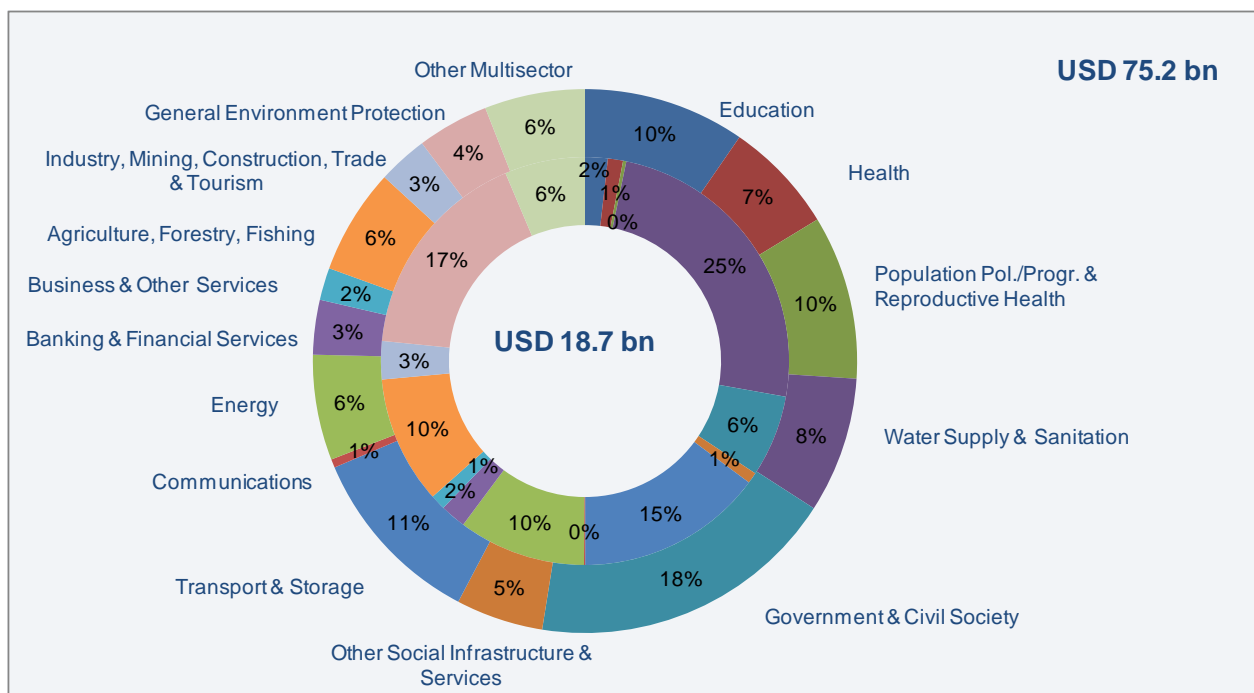


OVERVIEW

Environment Focus of Bilateral ODA by Sector Average annual value of commitments in 2008-2009

Outer circle - total bilateral sector-allocable ODA screened against the Environment marker (constant 2008 USD 75.2 billion)

Inner circle – bilateral ODA focused on Environment (constant 2008 USD 18.7 billion)



Coverage – As not all DAC members report the environmental focus of their ODA, this chart includes only data on countries that reported against the environment policy marker in 2008-2009.

For reference, total bilateral sector-allocable ODA (including members not reporting on the environment policy marker), average 2008-2009: constant 2008 USD 82.0 billion.

This chart is based on commitment data, which best reflect current policies by donors. A two-year average is given, as the focus and volume of commitments vary from year to year. This chart excludes multilateral aid, for which there are no comparable data. DAC members use a ‘marker’ to identify activities that have environment as a principal or significant objective. Reporting has improved in recent years, although data analysis is hampered by the difficulties some members have in applying the methodology. The currently available data nevertheless give an indication of the extent to which those donors that report address environment in their aid programmes.

* See annex for a definition of each marker

AID AT A GLANCE - DONORS' CHARTS

The following tables and charts (2008-2009) summarise statistics on **aid focused on environment** extended by each DAC member. Information shown includes the environment policy marker coverage, the top ten recipients, a sector breakdown of environment-focused aid, and data on aid focusing the Rio conventions on biodiversity, desertification and climate change.

Charts are not shown for countries which do not report on the environment policy marker, or for which the marker coverage for the period 2008-2009 is too low [Switzerland]. Among the countries presented in the following pages, the chart on Rio markers is not shown for Luxembourg which does not report on them.

Guidance for the interpretation of the charts: The first element to take into account when analysing the data for one country or when comparing data between countries is the **COVERAGE RATIO**, i.e. the proportion of aid which is screened. A high percentage of environment focused aid **ALONE** does not mean that aid is well aligned with the environment policy objective, such a conclusion would only be valid for a donor with 100% coverage. When comparing data between donors, both coverage ratio and the percent of aid focused on environment have to be considered. (A number of members do not screen contributions that are by nature likely to fall under the "not targeted" category, e.g. imputed student costs. Therefore, a high amount in the category "not screened" generally increases the percentage of environment focused aid significantly.)

Aid in support of Environment, 2008-2009 average constant 2008 USD million

	2008-2009							Memo: Sector allocable, total
	Environment as a sector	Other activities scored as "principal objective"	Activities scored as "significant objective"	Sub-Total: environment focused	Not targeted	Total: aid screened	Not screened	
Australia	42	22	13	76	2,198	2,274	770	3,044
Austria	6	23	36	65	336	401	2	402
Belgium	9	109	227	345	942	1,288	65	1,353
Canada	48	61	166	275	2,159	2,434	248	2,682
Denmark	102	44	230	376	815	1,191	12	1,203
Finland	50	126	160	336	477	813	0	813
France	706	253	974	1,933	2,729	4,661	1,794	6,455
Germany	339	963	2,000	3,301	3,701	7,002	1,418	8,420
Greece	3	3	13	18	206	225	0	225
Ireland	2	5	107	115	447	561	0	561
Italy	30	21	295	346	521	867	0	867
Japan	458	2,569	2,194	5,221	5,385	10,606	666	11,272
Korea	9	116	124	250	1,208	1,457	0	1,457
Luxembourg	2	5	44	51	52	103	91	194
Netherlands	126	254	72	451	3,483	3,934	0	3,934
New Zealand	1	3	31	34	175	209	0	209
Norway	191	210	415	816	2,049	2,866	0	2,866
Portugal	2	1	2	5	246	252	0	252
Spain	134	128	784	1,046	1,730	2,776	353	3,129
Sweden	105	184	647	936	783	1,719	0	1,719
Switzerland	878
United Kingdom	526	28	904	1,458	5,703	7,161	592	7,753
United States	296	0	922	1,218	21,161	22,379	0	22,379
Total bilateral	3,222	5,230	10,309	18,761	56,444	75,206	6,011	82,067
Memo: EU Institutions	474	421	1,329	2,224	7,747	9,971	1,339	11,311

Note: An activity can target environment as a "principal objective" or "significant objective". Principal means environment was an explicit objective of the activity and fundamental in its design. Significant means environment was an important, but secondary, objective of the activity. Not targeted means that the activity was screened for promoting environment, but was found to not be targeted to it.

Aid in Support of Environment 2008-2009

Australia

Average commitments for 2008-2009, unless otherwise shown

Investment in environment is necessary for improving economic, social and political conditions in developing countries within the framework of sustainable development.

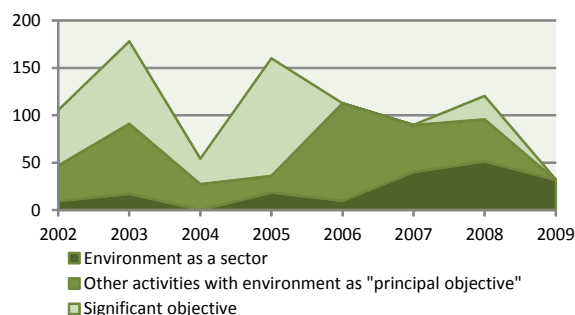
An activity can target environment as a "principal objective" or "significant objective". Principal means environment was an explicit objective of the activity and fundamental in its design. Significant means environment was an important, but secondary, objective of the activity. Not targeted means that the activity was screened for promoting environment, but was not found to have targeted it.

Not all activities have been screened against the environment marker: the coverage ratio for sector-allocable activities is **75%**.

Aid to Environment, commitments

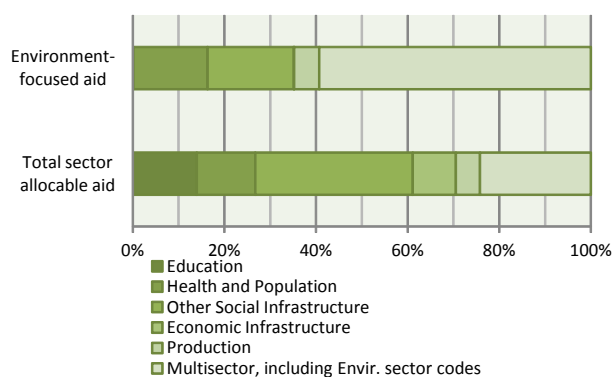
	constant 2008 USD million	
	2008	2009
Environment as a sector	52	32
Other activities scored "principal objective"	44	0
"significant objective"	25	1
Total of environment-focused aid	120	32
Not targeted	1501	2895
Not screened	1539	0
Total sector-allocable aid	3160	2928
Share of environment-focused aid (1)	7%	1%
<i>Memo:</i>		
Total non sector-allocable aid	814	633

Total environment-focused aid, constant 2008 USD million



Sector breakdown

Sectoral components of environment-focused aid

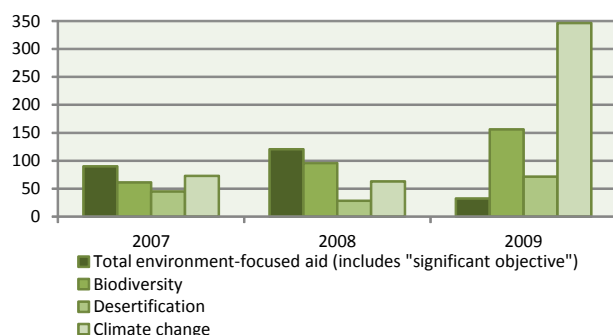


Top ten recipients

Environment focus in aid to top ten recipients
constant 2008 USD million

	Total aid	Total sector allocable aid	Environment focused aid
Indonesia	818	767	2%
Papua New Guinea	388	382	1%
Solomon Islands	213	208	0%
Iraq	183	42	1%
Philippines	172	169	0%
Afghanistan	130	42	0%
Viet Nam	109	94	7%
Vanuatu	59	58	1%
Timor-Leste	51	47	1%
Bangladesh	47	43	0%

Focus on Rio conventions (2), constant 2008 USD million



Top ten recipients of environment-focused aid

	Environment-focused aid	
	constant 2008 USD million	%
Indonesia	14	2%
China	12	41%
Viet Nam	5	7%
Papua New Guinea	3	1%
Nauru	2	16%
Vanuatu	0	1%
Philippines	0	0%
India	0	6%
Timor-Leste	0	1%
Niue	0	26%

(1): Percentage of sector allocable aid. Activities not screened against the environment marker have been excluded.

(2): Data on Rio Conventions markers (Biodiversity, Desertification, Climate Change) are extracted from the latest study on Aid targeting the Objectives of the Rio Conventions available at www.oecd.org/dac/stats/rioconventions.

Aid in Support of Environment 2008-2009

Austria

Average commitments for 2008-2009, unless otherwise shown

Investment in environment is necessary for improving economic, social and political conditions in developing countries within the framework of sustainable development.

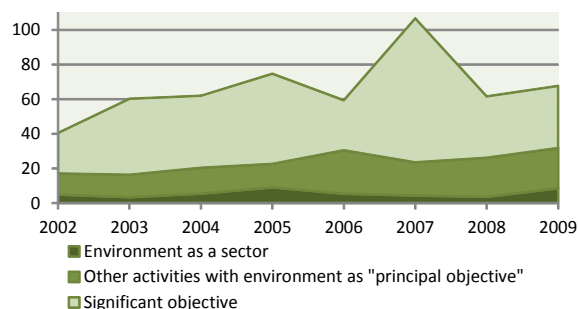
An activity can target environment as a "principal objective" or "significant objective". Principal means environment was an explicit objective of the activity and fundamental in its design. Significant means environment was an important, but secondary, objective of the activity. Not targeted means that the activity was screened for promoting environment, but was not found to have targeted it.

All activities have been screened against the environment marker: the environment coverage ratio is thus **100%**.

Aid to Environment, commitments

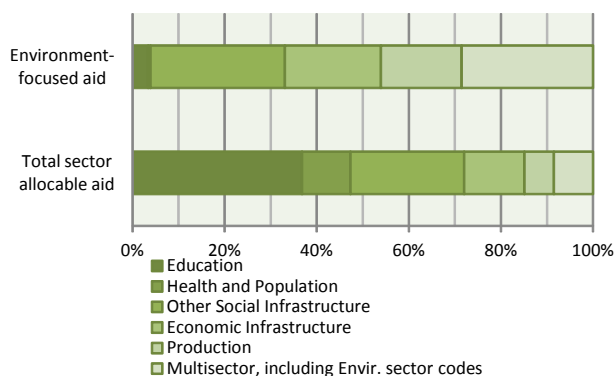
	2008 USD million	
	2008	2009
Environment as a sector	4	9
Other activities scored "principal objective"	23	23
"significant objective"	35	36
Total of environment-focused aid	62	68
Not targeted	368	304
Not screened	2	2
Total sector-allocable aid	431	373
Share of environment-focused aid (1)	14%	18%
<i>Memo:</i>		
Total non sector-allocable aid	834	179

Total environment-focused aid, 2008 USD million

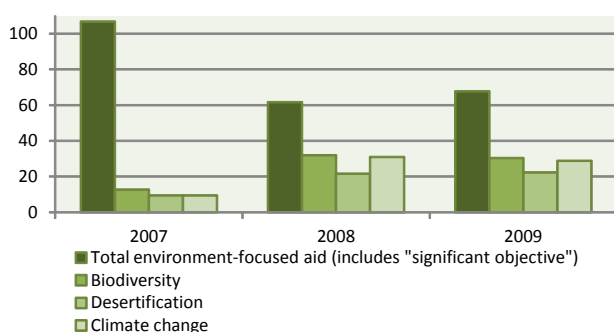


Sector breakdown

Sectoral components of environment-focused aid



Focus on Rio conventions (2), 2008 USD million



Top ten recipients

Environment focus in aid to top ten recipients

2008 USD million

	Total aid	Total sector allocable aid	Environment focused aid
Iraq	339	0	0%
Bosnia-Herzegovina	37	37	0%
China	30	30	0%
Turkey	27	27	0%
Chad	24	0	0%
Serbia	23	22	4%
Viet Nam	13	13	0%
Uganda	13	12	34%
Kosovo	12	12	0%
Ethiopia	12	10	41%

Top ten recipients of environment-focused aid

	Environment-focused aid	
	2008 USD million	%
Bhutan	6	74%
Burkina Faso	4	63%
Ethiopia	4	41%
Uganda	4	34%
Cape Verde	4	95%
Nicaragua	3	42%
Mozambique	2	26%
Rwanda	2	78%
Macedonia, FYR	2	35%
Palestinian Adm. Areas	2	21%

(1): Percentage of sector allocable aid. Activities not screened against the environment marker have been excluded.

(2): Data on Rio Conventions markers (Biodiversity, Desertification, Climate Change) are extracted from the latest study on Aid targeting the Objectives of the Rio Conventions available at www.oecd.org/dac/stats/rioconventions.

Aid in Support of Environment 2008-2009

Belgium

Average commitments for 2008-2009, unless otherwise shown

Investment in environment is necessary for improving economic, social and political conditions in developing countries within the framework of sustainable development.

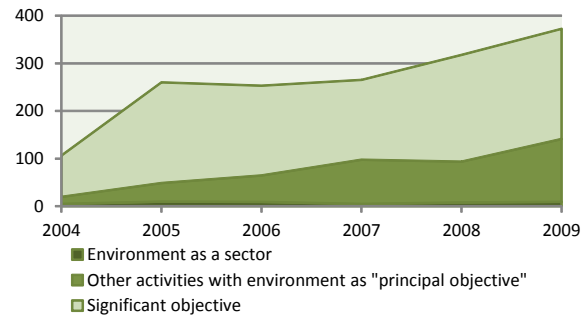
An activity can target environment as a "principal objective" or "significant objective". Principal means environment was an explicit objective of the activity and fundamental in its design. Significant means environment was an important, but secondary, objective of the activity. Not targeted means that the activity was screened for promoting environment, but was not found to have targeted it.

Not all activities have been screened against the environment marker: the coverage ratio for sector-allocable activities is **95%**.

Aid to Environment, commitments

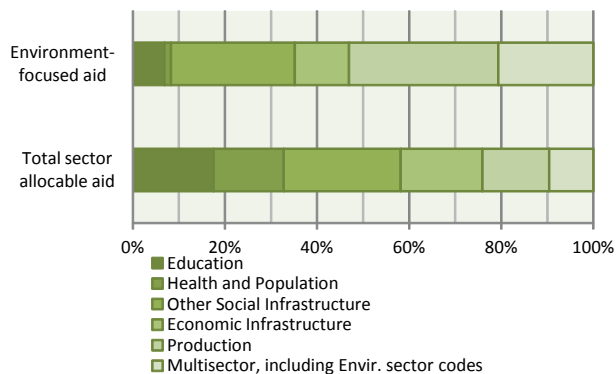
	constant 2008 USD million	
	2008	2009
Environment as a sector	8	10
Other activities scored "principal objective"	86	132
"significant objective"	224	231
Total of environment-focused aid	318	372
Not targeted	811	1074
Not screened	130	0
Total sector-allocable aid	1259	1446
Share of environment-focused aid (1)	28%	26%
<i>Memo:</i>		
Total non sector-allocable aid	504	529

Total environment-focused aid, constant 2008 USD million

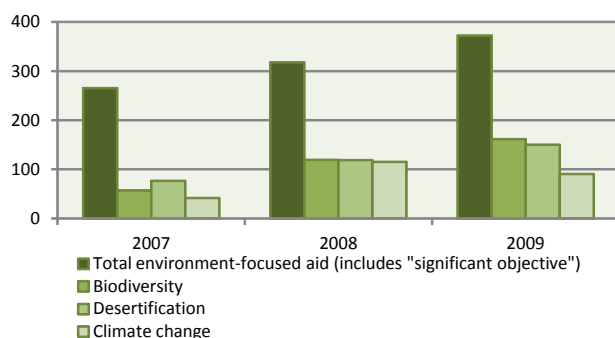


Sector breakdown

Sectoral components of environment-focused aid



Focus on Rio conventions (2), constant 2008 USD million



Top ten recipients

Environment focus in aid to top ten recipients

	constant 2008 USD million		
	Total aid	Total sector allocable aid	Environment focused aid
Congo, Dem. Rep.	212	179	14%
Burundi	95	80	18%
Rwanda	89	88	41%
Iraq	51	0	0%
Tanzania	43	40	24%
Viet Nam	41	40	70%
Niger	40	35	70%
Palestinian Adm. Areas	38	29	26%
Benin	35	34	40%
Togo	33	1	38%

Top ten recipients of environment-focused aid

	Environment-focused aid	
	constant 2008 USD million	%
Rwanda	35	41%
Viet Nam	27	70%
Niger	24	70%
Congo, Dem. Rep.	23	14%
Morocco	17	61%
Kenya	14	58%
Burundi	14	18%
Benin	13	40%
Mali	10	52%
Algeria	9	73%

(1): Percentage of sector allocable aid. Activities not screened against the environment marker have been excluded.

(2): Data on Rio Conventions markers (Biodiversity, Desertification, Climate Change) are extracted from the latest study on Aid targeting the Objectives of the Rio Conventions available at www.oecd.org/dac/stats/rioconventions

Aid in Support of Environment 2008-2009

Canada

Average commitments for 2008-2009, unless otherwise shown

Investment in environment is necessary for improving economic, social and political conditions in developing countries within the framework of sustainable development.

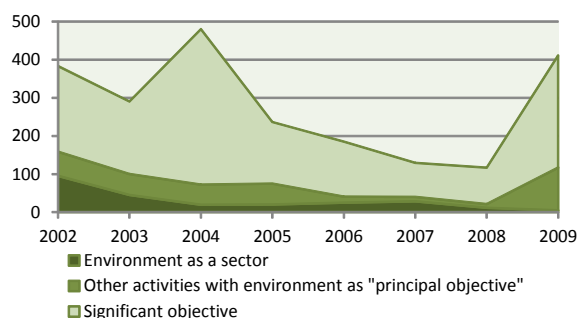
An activity can target environment as a "principal objective" or "significant objective". Principal means environment was an explicit objective of the activity and fundamental in its design. Significant means environment was an important, but secondary, objective of the activity. Not targeted means that the activity was screened for promoting environment, but was not found to have targeted it.

Not all activities have been screened against the environment marker: the coverage ratio for sector-allocable activities is **91%**.

Aid to Environment, commitments

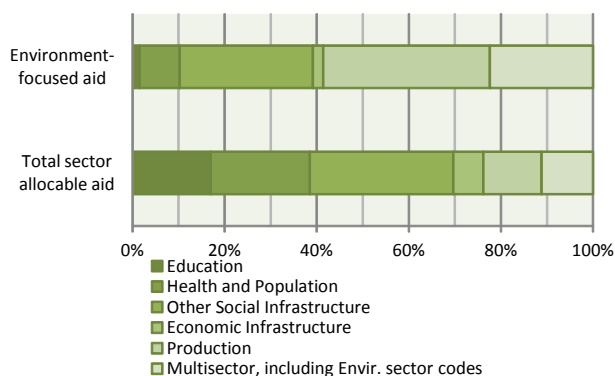
	constant 2008 USD million	
	2008	2009
Environment as a sector	11	85
Other activities scored "principal objective"	10	112
"significant objective"	95	236
Total of environment-focused aid	117	434
Not targeted	1918	2400
Not screened	338	159
Total sector-allocable aid	2372	2992
Share of environment-focused aid (1)	6%	15%
<i>Memo:</i>		
Total non sector-allocable aid	1335	1097

Total environment-focused aid, constant 2008 USD million

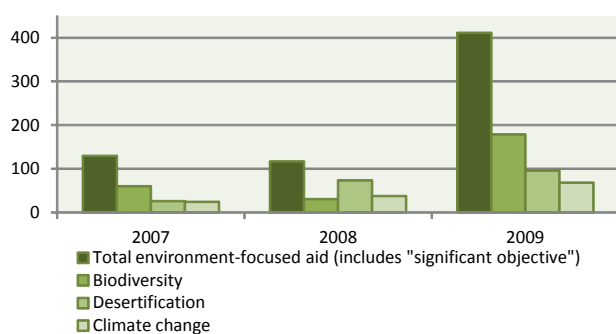


Sector breakdown

Sectoral components of environment-focused aid



Focus on Rio conventions (2), constant 2008 USD million



Top ten recipients

Environment focus in aid to top ten recipients

constant 2008 USD million

	Total aid	Total sector allocable aid	Environment focused aid
Afghanistan	262	247	11%
Mozambique	216	174	6%
Ghana	192	143	6%
Haiti	189	176	3%
Ethiopia	160	50	32%
Senegal	120	117	20%
Sudan	117	54	5%
Tanzania	115	105	1%
Mali	106	106	1%
Iraq	74	2	0%

Top ten recipients of environment-focused aid

	Environment-focused aid	
	constant 2008 USD million	%
Afghanistan	25	11%
Senegal	23	20%
Ethiopia	16	32%
Honduras	13	45%
Mozambique	11	6%
Ghana	8	6%
Bolivia	6	24%
Burkina Faso	5	21%
Haiti	5	3%
Congo, Dem. Rep.	4	22%

(1): Percentage of sector allocable aid. Activities not screened against the environment marker have been excluded.

(2): Data on Rio Conventions markers (Biodiversity, Desertification, Climate Change) are extracted from the latest study on Aid targeting the Objectives of the Rio Conventions available at www.oecd.org/dac/stats/rioconventions.

Aid in Support of Environment 2008-2009

Denmark

Average commitments for 2008-2009, unless otherwise shown

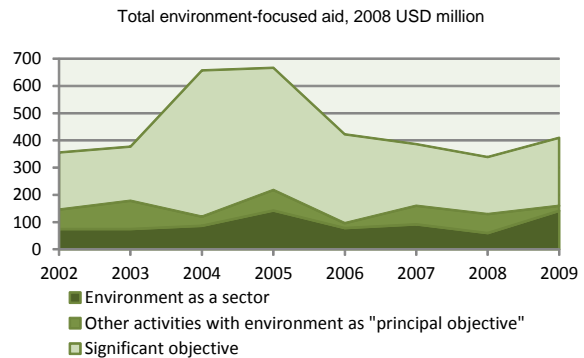
Investment in environment is necessary for improving economic, social and political conditions in developing countries within the framework of sustainable development.

An activity can target environment as a "principal objective" or "significant objective". Principal means environment was an explicit objective of the activity and fundamental in its design. Significant means environment was an important, but secondary, objective of the activity. Not targeted means that the activity was screened for promoting environment, but was not found to have targeted it.

Not all activities have been screened against the environment marker: the coverage ratio for sector-allocable activities is **99%**.

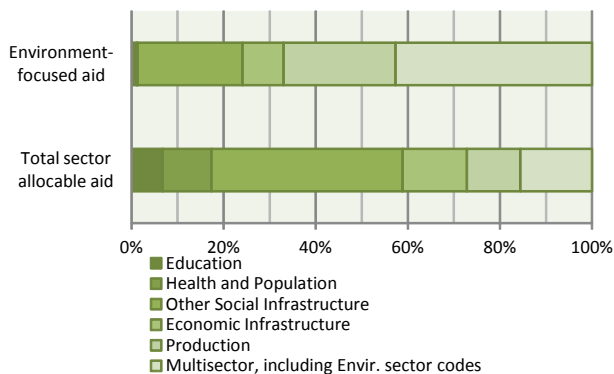
Aid to Environment, commitments

	2008 USD million	
	2008	2009
Environment as a sector	60	145
Other activities scored "principal objective"	70	18
"significant objective"	209	250
Total of environment-focused aid	339	413
Not targeted	678	952
Not screened	0	23
Total sector-allocable aid	1017	1389
Share of environment-focused aid (1)	33%	30%
Memo:		
Total non sector-allocable aid	553	630

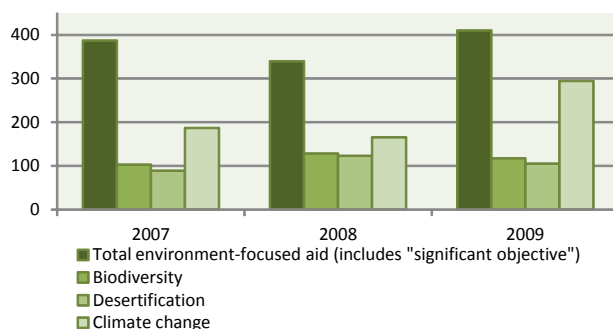


Sector breakdown

Sectoral components of environment-focused aid



Focus on Rio conventions (2), 2008 USD million



Top ten recipients

Environment focus in aid to top ten recipients

2008 USD million

	Total aid	Total sector allocable aid	Environment focused aid
Tanzania	167	167	1%
Ghana	124	124	47%
Afghanistan	74	65	7%
Viet Nam	60	38	63%
Burkina Faso	58	57	15%
Mali	54	42	74%
Kenya	53	45	89%
Mozambique	52	52	8%
Uganda	50	49	68%
Nepal	47	47	11%

Top ten recipients of environment-focused aid

	Environment-focused aid	
	2008 USD million	%
Ghana	59	47%
Kenya	39	89%
Uganda	33	68%
Mali	31	74%
Viet Nam	23	63%
Niger	15	96%
China	14	88%
Zambia	12	38%
Burkina Faso	9	15%
Palestinian Adm. Areas	8	54%

(1): Percentage of sector allocable aid. Activities not screened against the environment marker have been excluded.

(2): Data on Rio Conventions markers (Biodiversity, Desertification, Climate Change) are extracted from the latest study on Aid targeting the Objectives of the Rio Conventions available at www.oecd.org/dac/stats/rioconventions

Aid in Support of Environment 2008-2009

Finland

Average commitments for 2008-2009, unless otherwise shown

Investment in environment is necessary for improving economic, social and political conditions in developing countries within the framework of sustainable development.

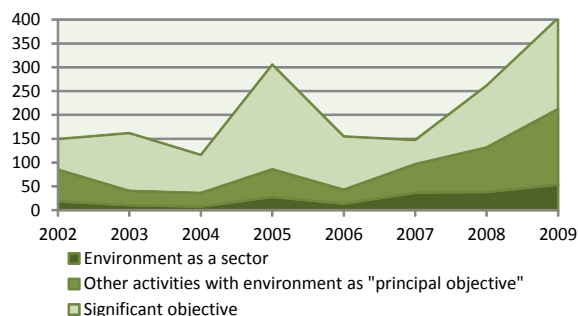
An activity can target environment as a "principal objective" or "significant objective". Principal means environment was an explicit objective of the activity and fundamental in its design. Significant means environment was an important, but secondary, objective of the activity. Not targeted means that the activity was screened for promoting environment, but was not found to have targeted it.

All activities have been screened against the environment marker: the environment coverage ratio is thus **100%**.

Aid to Environment, commitments

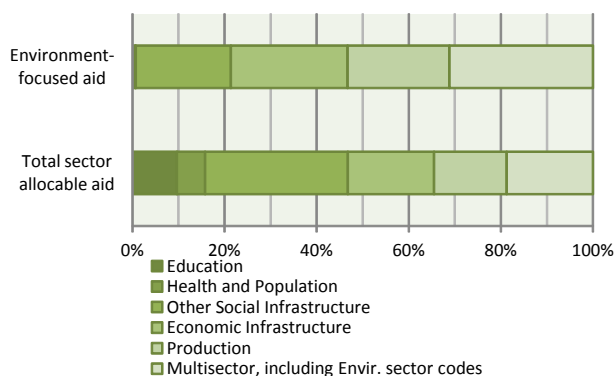
	2008 USD million	
	2008	2009
Environment as a sector	38	62
Other activities scored "principal objective"	93	159
"significant objective"	130	190
Total of environment-focused aid	262	410
Not targeted	415	539
Not screened	0	0
Total sector-allocable aid	677	949
Share of environment-focused aid (1)	39%	43%
<i>Memo:</i>		
<i>Total non sector-allocable aid</i>	241	354

Total environment-focused aid, 2008 USD million

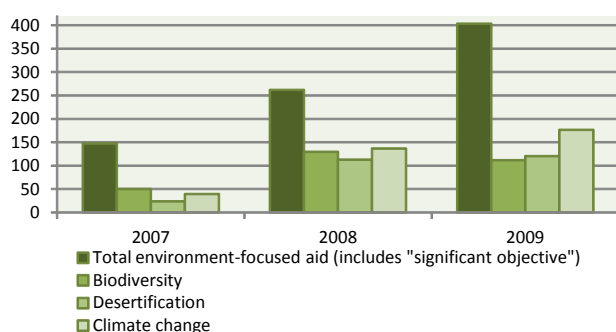


Sector breakdown

Sectoral components of environment-focused aid



Focus on Rio conventions (2), 2008 USD million



Top ten recipients

Environment focus in aid to top ten recipients

2008 USD million

	Total aid	Total sector allocable aid	Environment focused aid
Mozambique	76	56	53%
Tanzania	75	65	39%
Viet Nam	50	48	59%
Ethiopia	39	35	67%
Zambia	34	30	16%
Palestinian Adm. Areas	32	30	12%
Afghanistan	31	18	0%
Kenya	30	26	49%
Nepal	29	27	46%
Nicaragua	22	20	29%

Top ten recipients of environment-focused aid

	Environment-focused aid	
	2008 USD million	%
Mozambique	30	53%
Viet Nam	28	59%
Tanzania	25	39%
Ethiopia	23	67%
Nepal	12	46%
Laos	12	66%
Kenya	12	49%
Cambodia	6	58%
Ghana	6	97%
Nicaragua	6	29%

(1): Percentage of sector allocable aid. Activities not screened against the environment marker have been excluded.

(2): Data on Rio Conventions markers (Biodiversity, Desertification, Climate Change) are extracted from the latest study on Aid targeting the Objectives of the Rio Conventions available at www.oecd.org/dac/stats/rioconventions.

Aid in Support of Environment 2008-2009

France

Average commitments for 2008-2009, unless otherwise shown

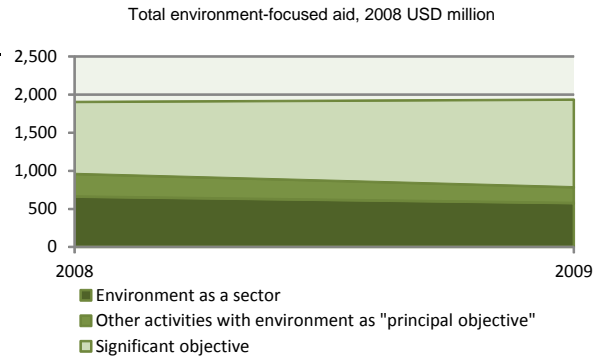
Investment in environment is necessary for improving economic, social and political conditions in developing countries within the framework of sustainable development.

An activity can target environment as a "principal objective" or "significant objective". Principal means environment was an explicit objective of the activity and fundamental in its design. Significant means environment was an important, but secondary, objective of the activity. Not targeted means that the activity was screened for promoting environment, but was not found to have targeted it.

Not all activities have been screened against the environment marker: the coverage ratio for sector-allocable activities is **72%**.

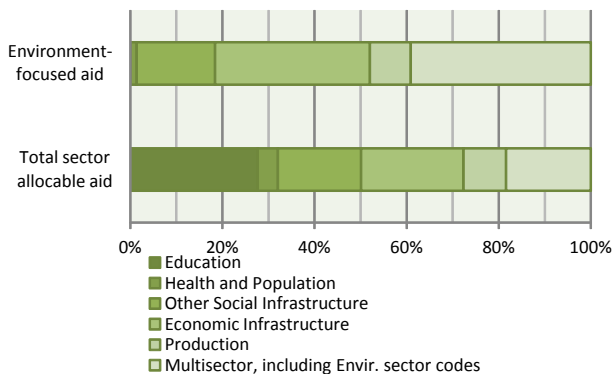
Aid to Environment, commitments

	2008 USD million	
	2008	2009
Environment as a sector	662	750
Other activities scored "principal objective"	297	208
"significant objective"	944	1004
Total of environment-focused aid	1903	1963
Not targeted	2448	3009
Not screened	2255	1332
Total sector-allocable aid	6606	6305
Share of environment-focused aid (1)	44%	39%
<i>Memo:</i>		
Total non sector-allocable aid	3269	2923

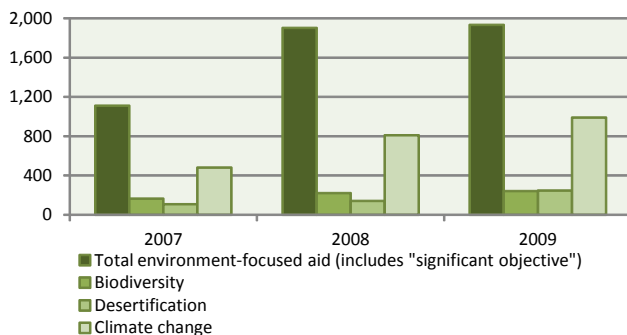


Sector breakdown

Sectoral components of environment-focused aid



Focus on Rio conventions (2), 2008 USD million



Top ten recipients

Environment focus in aid to top ten recipients

	2008 USD million		
	Total aid	Total sector allocable aid	Environment focused aid
Morocco	943	937	32%
Cote d'Ivoire	661	30	2%
Mayotte	521	520	1%
China	400	391	64%
Tunisia	352	348	56%
Lebanon	332	58	6%
Turkey	291	289	74%
Egypt	277	175	97%
Congo, Rep.	276	47	12%
Indonesia	260	258	89%

Top ten recipients of environment-focused aid

	Environment-focused aid	
	2008 USD million	%
Morocco	261	32%
Indonesia	223	89%
Turkey	199	74%
China	194	64%
Tunisia	159	56%
Egypt	151	97%
Viet Nam	128	85%
Kenya	123	99%
Mauritius	63	65%
Ghana	42	97%

(1): Percentage of sector allocable aid. Activities not screened against the environment marker have been excluded.

(2): Data on Rio Conventions markers (Biodiversity, Desertification, Climate Change) are extracted from the latest study on Aid targeting the Objectives of the Rio Conventions available at www.oecd.org/dac/stats/rioconventions

Aid in Support of Environment 2008-2009

Germany

Average commitments for 2008-2009, unless otherwise shown

Investment in environment is necessary for improving economic, social and political conditions in developing countries within the framework of sustainable development.

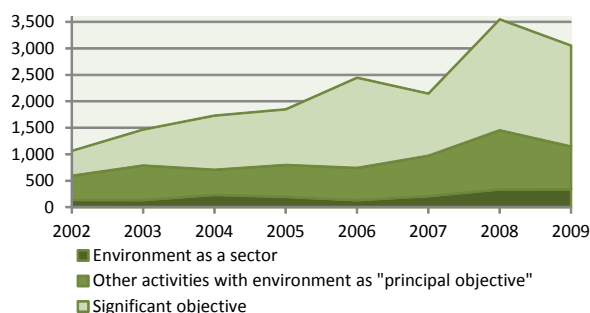
An activity can target environment as a "principal objective" or "significant objective". Principal means environment was an explicit objective of the activity and fundamental in its design. Significant means environment was an important, but secondary, objective of the activity. Not targeted means that the activity was screened for promoting environment, but was not found to have targeted it.

Not all activities have been screened against the environment marker: the coverage ratio for sector-allocable activities is **83%**.

Aid to Environment, commitments

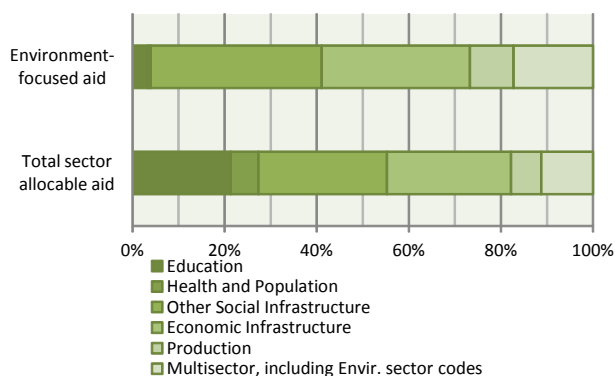
	2008 USD million	
	2008	2009
Environment as a sector	338	339
Other activities scored "principal objective"	1117	808
"significant objective"	2094	1906
Total of environment-focused aid	3549	3053
Not targeted	3437	3965
Not screened	1360	1477
Total sector-allocable aid	8346	8495
Share of environment-focused aid (1)	51%	44%
<i>Memo:</i>		
Total non sector-allocable aid	4261	1206

Total environment-focused aid, 2008 USD million

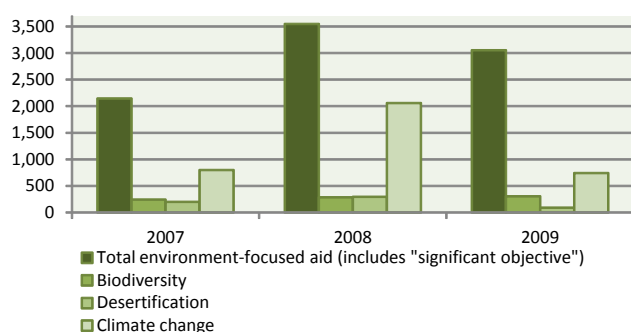


Sector breakdown

Sectoral components of environment-focused aid



Focus on Rio conventions (2), 2008 USD million



Top ten recipients

Environment focus in aid to top ten recipients

	2008 USD million		
	Total aid	Total sector allocable aid	Environment focused aid
Iraq	948	23	10%
China	901	890	32%
India	621	619	57%
Cameroon	338	102	14%
Afghanistan	337	259	19%
Liberia	262	39	5%
Botswana	220	2	28%
Brazil	207	207	78%
Egypt	175	146	81%
Palestinian Adm. Areas	169	145	31%

Top ten recipients of environment-focused aid

	Environment-focused aid	
	2008 USD million	%
India	322	57%
China	217	32%
Brazil	146	78%
Egypt	106	81%
Pakistan	84	71%
Syria	81	84%
Serbia	78	50%
Peru	71	87%
Chile	70	85%
Indonesia	66	62%

(1): Percentage of sector allocable aid. Activities not screened against the environment marker have been excluded.

(2): Data on Rio Conventions markers (Biodiversity, Desertification, Climate Change) are extracted from the latest study on Aid targeting the Objectives of the Rio Conventions available at www.oecd.org/dac/stats/rioconventions.

Aid in Support of Environment 2008-2009

Greece

Average commitments for 2008-2009, unless otherwise shown

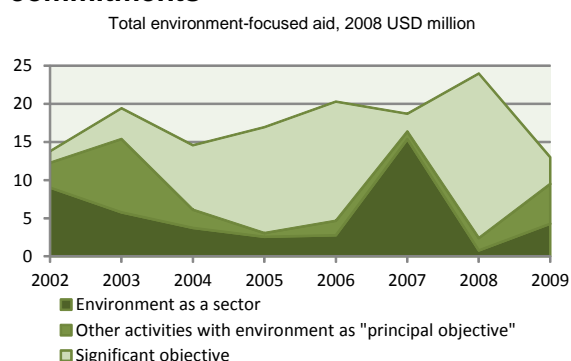
Investment in environment is necessary for improving economic, social and political conditions in developing countries within the framework of sustainable development.

An activity can target environment as a "principal objective" or "significant objective". Principal means environment was an explicit objective of the activity and fundamental in its design. Significant means environment was an important, but secondary, objective of the activity. Not targeted means that the activity was screened for promoting environment, but was not found to have targeted it.

All activities have been screened against the environment marker: the environment coverage ratio is thus **100%**.

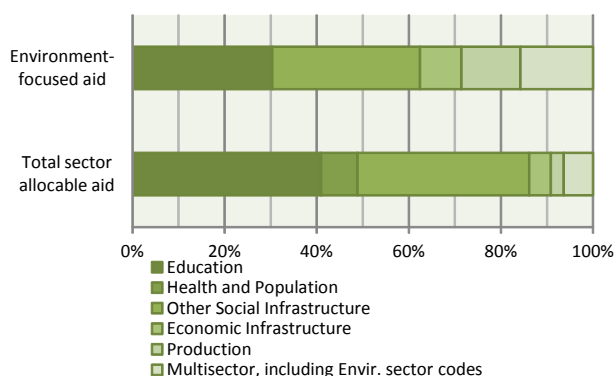
Aid to Environment, commitments

	2008 USD million	
	2008	2009
Environment as a sector	1	4
Other activities scored "principal objective"	2	5
"significant objective"	22	3
Total of environment-focused aid	24	13
Not targeted	201	212
Not screened	0	0
Total sector-allocable aid	225	225
Share of environment-focused aid (1)	11%	6%
Memo:		
Total non sector-allocable aid	88	77

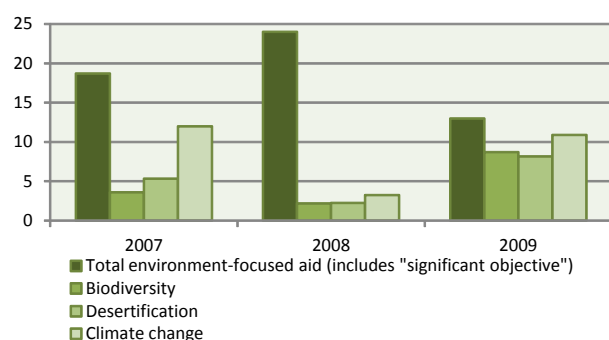


Sector breakdown

Sectoral components of environment-focused aid



Focus on Rio conventions (2), 2008 USD million



Top ten recipients

Environment focus in aid to top ten recipients 2008 USD million

	Total aid	Total sector allocable aid	Environment focused aid
Albania	63	61	3%
Serbia	20	19	5%
Kosovo	17	16	0%
Afghanistan	14	14	5%
Egypt	14	13	16%
Palestinian Adm. Areas	9	7	26%
Turkey	6	6	32%
Syria	5	5	3%
Bosnia-Herzegovina	5	5	3%
China	4	1	4%

Top ten recipients of environment-focused aid

	Environment-focused aid	
	2008 USD million	%
Egypt	2	16%
Albania	2	3%
Turkey	2	32%
Palestinian Adm. Areas	2	26%
Serbia	1	5%
Afghanistan	1	5%
Jordan	1	17%
Lebanon	1	16%
South Africa	0	39%
Ukraine	0	13%

(1): Percentage of sector allocable aid. Activities not screened against the environment marker have been excluded.

(2): Data on Rio Conventions markers (Biodiversity, Desertification, Climate Change) are extracted from the latest study on Aid targeting the Objectives of the Rio Conventions available at www.oecd.org/dac/stats/rioconventions

Aid in Support of Environment 2008-2009

Ireland

Average commitments for 2008-2009, unless otherwise shown

Investment in environment is necessary for improving economic, social and political conditions in developing countries within the framework of sustainable development.

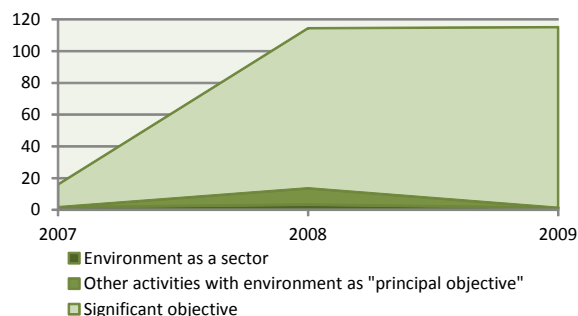
An activity can target environment as a "principal objective" or "significant objective". Principal means environment was an explicit objective of the activity and fundamental in its design. Significant means environment was an important, but secondary, objective of the activity. Not targeted means that the activity was screened for promoting environment, but was not found to have targeted it.

All activities have been screened against the environment marker: the environment coverage ratio is thus **100%**.

Aid to Environment, commitments

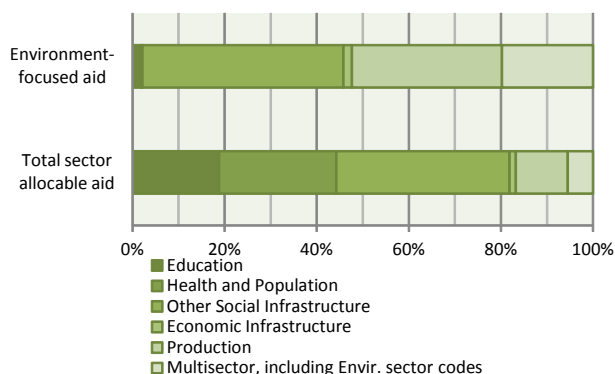
	2008 USD million	
	2008	2009
Environment as a sector	3	1
Other activities scored "principal objective"	10	0
"significant objective"	101	114
Total of environment-focused aid	114	115
Not targeted	479	414
Not screened	0	0
Total sector-allocable aid	593	529
Share of environment-focused aid (1)	19%	22%
<i>Memo:</i>		
Total non sector-allocable aid	337	222

Total environment-focused aid, 2008 USD million

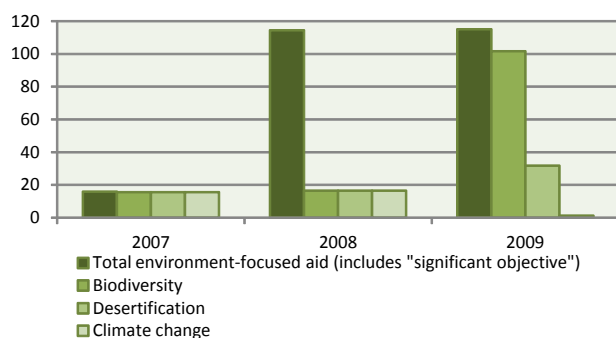


Sector breakdown

Sectoral components of environment-focused aid



Focus on Rio conventions (2), 2008 USD million



Top ten recipients

Environment focus in aid to top ten recipients

2008 USD million

	Total aid	Total sector allocable aid	Environment focused aid
Uganda	73	65	18%
Mozambique	70	52	10%
Ethiopia	63	42	59%
Tanzania	61	39	20%
Zambia	36	34	6%
Viet Nam	26	24	71%
Malawi	22	21	41%
South Africa	22	21	39%
Sudan	20	10	15%
Lesotho	19	18	10%

Top ten recipients of environment-focused aid

	Environment-focused aid	
	2008 USD million	%
Ethiopia	25	59%
Viet Nam	17	71%
Uganda	12	18%
Malawi	9	41%
South Africa	8	39%
Tanzania	8	20%
Mozambique	5	10%
Kenya	3	21%
Zambia	2	6%
Lesotho	2	10%

(1): Percentage of sector allocable aid. Activities not screened against the environment marker have been excluded.

(2): Data on Rio Conventions markers (Biodiversity, Desertification, Climate Change) are extracted from the latest study on Aid targeting the Objectives of the Rio Conventions available at www.oecd.org/dac/stats/rioconventions.

Aid in Support of Environment 2008-2009

Italy

Average commitments for 2008-2009, unless otherwise shown

Investment in environment is necessary for improving economic, social and political conditions in developing countries within the framework of sustainable development.

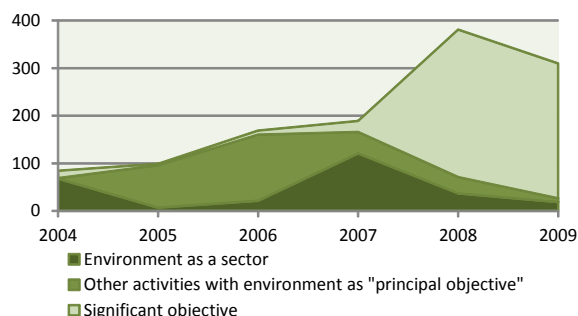
An activity can target environment as a "principal objective" or "significant objective". Principal means environment was an explicit objective of the activity and fundamental in its design. Significant means environment was an important, but secondary, objective of the activity. Not targeted means that the activity was screened for promoting environment, but was not found to have targeted it.

All activities have been screened against the environment marker: the environment coverage ratio is thus **100%**.

Aid to Environment, commitments

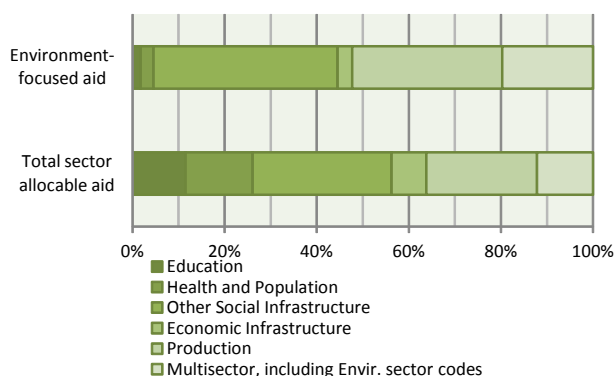
	2008 USD million	
	2008	2009
Environment as a sector	37	22
Other activities scored "principal objective"	35	8
"significant objective"	310	280
Total of environment-focused aid	381	310
Not targeted	605	437
Not screened	0	0
Total sector-allocable aid	987	748
Share of environment-focused aid (1)	39%	41%
Memo:		
Total non sector-allocable aid	1341	416

Total environment-focused aid, 2008 USD million



Sector breakdown

Sectoral components of environment-focused aid

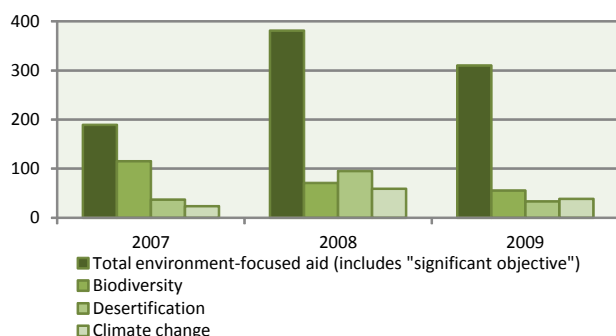


Top ten recipients

Environment focus in aid to top ten recipients
2008 USD million

	Total aid	Total sector allocable aid	Environment focused aid
Iraq	524	118	69%
Afghanistan	111	89	33%
Mozambique	89	81	67%
Lebanon	72	48	81%
Tunisia	67	30	5%
Palestinian Adm. Areas	44	15	16%
Liberia	39	2	0%
Cote d'Ivoire	34	1	7%
Ethiopia	32	29	17%
Viet Nam	28	26	88%

Focus on Rio conventions (2), 2008 USD million



Top ten recipients of environment-focused aid

	Environment-focused aid	
	2008 USD million	%
Iraq	81	69%
Mozambique	54	67%
Lebanon	39	81%
Afghanistan	30	33%
Viet Nam	23	88%
Sudan	10	42%
Kenya	9	64%
China	7	61%
Brazil	6	41%
Argentina	5	34%

(1): Percentage of sector allocable aid. Activities not screened against the environment marker have been excluded.

(2): Data on Rio Conventions markers (Biodiversity, Desertification, Climate Change) are extracted from the latest study on Aid targeting the Objectives of the Rio Conventions available at www.oecd.org/dac/stats/rioconventions

Aid in Support of Environment 2008-2009

Japan

Average commitments for 2008-2009, unless otherwise shown

Investment in environment is necessary for improving economic, social and political conditions in developing countries within the framework of sustainable development.

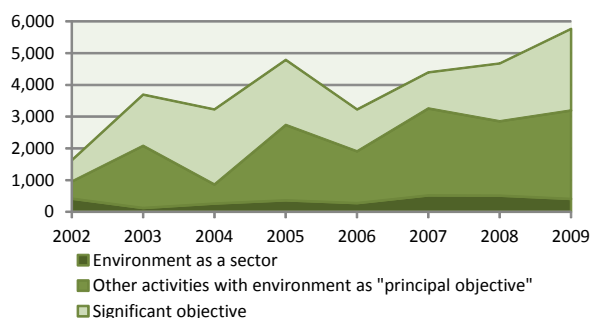
An activity can target environment as a "principal objective" or "significant objective". Principal means environment was an explicit objective of the activity and fundamental in its design. Significant means environment was an important, but secondary, objective of the activity. Not targeted means that the activity was screened for promoting environment, but was not found to have targeted it.

Not all activities have been screened against the environment marker: the coverage ratio for sector-allocable activities is **94%**.

Aid to Environment, commitments

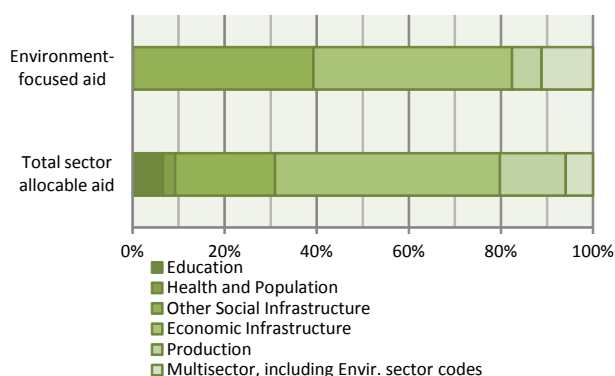
	2008 USD million	
	2008	2009
Environment as a sector	509	406
Other activities scored "principal objective"	2347	2791
"significant objective"	1821	2568
Total of environment-focused aid	4677	5765
Not targeted	7845	2924
Not screened	133	1200
Total sector-allocable aid	12655	9889
Share of environment-focused aid (1)	37%	66%
<i>Memo:</i>		
Total non sector-allocable aid	2527	3333

Total environment-focused aid, 2008 USD million

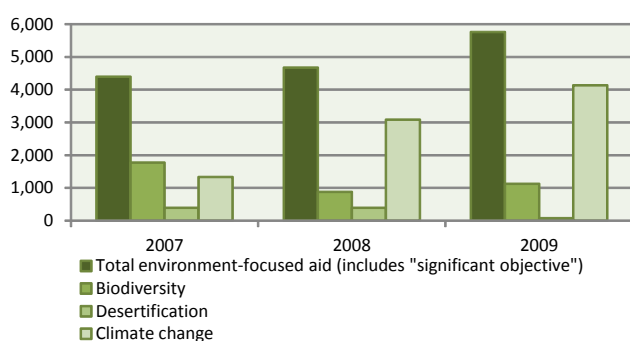


Sector breakdown

Sectoral components of environment-focused aid



Focus on Rio conventions (2), 2008 USD million



Top ten recipients

Environment focus in aid to top ten recipients

2008 USD million

	Total aid	Total sector allocable aid	Environment focused aid
India	2076	2072	74%
Viet Nam	1555	1264	49%
Iraq	1361	1351	28%
Indonesia	1289	1074	60%
Thailand	675	669	96%
Philippines	475	392	34%
Pakistan	336	282	1%
China	278	262	8%
Bangladesh	276	224	4%
Mongolia	233	222	14%

Top ten recipients of environment-focused aid

	Environment-focused aid	
	2008 USD million	%
India	1533	74%
Thailand	630	96%
Indonesia	621	60%
Viet Nam	605	49%
Iraq	384	28%
Azerbaijan	159	98%
Philippines	132	34%
Turkey	131	96%
Peru	84	68%
Morocco	66	60%

(1): Percentage of sector allocable aid. Activities not screened against the environment marker have been excluded.

(2): Data on Rio Conventions markers (Biodiversity, Desertification, Climate Change) are extracted from the latest study on Aid targeting the Objectives of the Rio Conventions available at www.oecd.org/dac/stats/rioconventions.

Aid in Support of Environment 2008-2009

Korea

Average commitments for 2008-2009, unless otherwise shown

Investment in environment is necessary for improving economic, social and political conditions in developing countries within the framework of sustainable development.

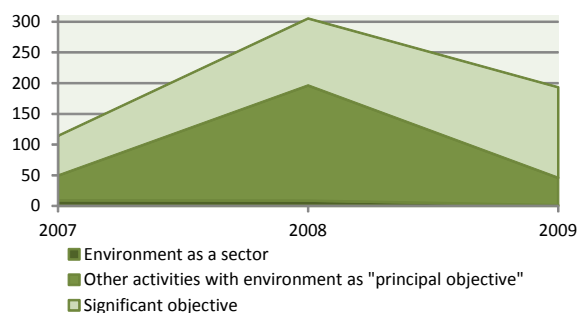
An activity can target environment as a "principal objective" or "significant objective". Principal means environment was an explicit objective of the activity and fundamental in its design. Significant means environment was an important, but secondary, objective of the activity. Not targeted means that the activity was screened for promoting environment, but was not found to have targeted it.

All activities have been screened against the environment marker: the environment coverage ratio is thus **100%**.

Aid to Environment, commitments

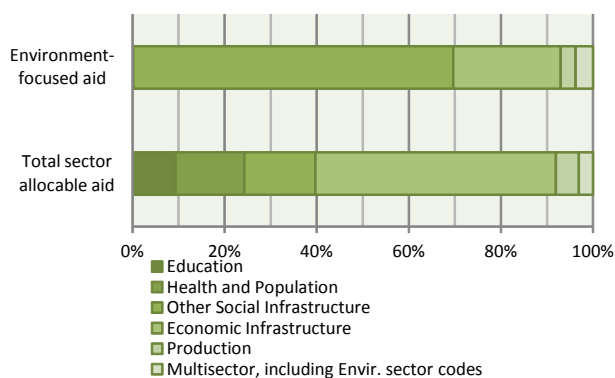
	2008 USD million	
	2008	2009
Environment as a sector	9	10
Other activities scored "principal objective"	187	45
"significant objective"	109	140
Total of environment-focused aid	305	194
Not targeted	1046	1369
Not screened	0	0
Total sector-allocable aid	1351	1564
Share of environment-focused aid (1)	23%	12%
Memo:		
Total non sector-allocable aid	104	54

Total environment-focused aid, 2008 USD million

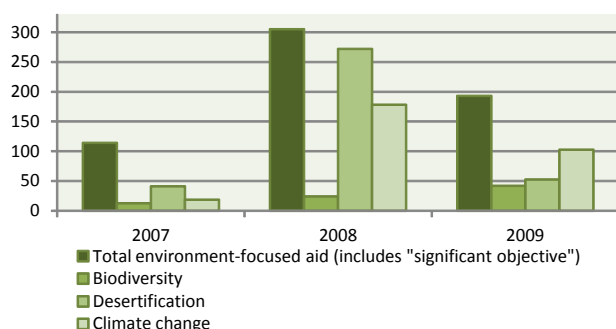


Sector breakdown

Sectoral components of environment-focused aid



Focus on Rio conventions (2), 2008 USD million



Top ten recipients

Environment focus in aid to top ten recipients
2008 USD million

	Total aid	Total sector-allocable aid	Environment focused aid
Viet Nam	292	292	21%
Philippines	141	141	2%
Bangladesh	115	114	16%
Indonesia	100	98	11%
Sri Lanka	99	98	41%
Tanzania	77	77	36%
Mozambique	62	62	0%
Cambodia	57	57	30%
Jordan	42	42	94%
Laos	36	36	3%

Top ten recipients of environment-focused aid

	Environment-focused aid	
	2008 USD million	%
Viet Nam	61	21%
Sri Lanka	40	41%
Jordan	39	94%
Tanzania	28	36%
Bangladesh	18	16%
Cambodia	17	30%
Indonesia	10	11%
Mongolia	9	46%
Uzbekistan	3	19%
Philippines	2	2%

(1): Percentage of sector allocable aid. Activities not screened against the environment marker have been excluded.

(2): Data on Rio Conventions markers (Biodiversity, Desertification, Climate Change) are extracted from the latest study on Aid targeting the Objectives of the Rio Conventions available at www.oecd.org/dac/stats/rioconventions

Aid in Support of Environment 2008-2009

Luxembourg

Average commitments for 2008-2009, unless otherwise shown

Investment in environment is necessary for improving economic, social and political conditions in developing countries within the framework of sustainable development.


An activity can target environment as a "principal objective" or "significant objective". Principal means environment was an explicit objective of the activity and fundamental in its design. Significant means environment was an important, but secondary, objective of the activity. Not targeted means that the activity was screened for promoting environment, but was not found to have targeted it.

Not all activities have been screened against the environment marker: the coverage ratio for sector-allocable activities is **53%**.

Aid to Environment, commitments

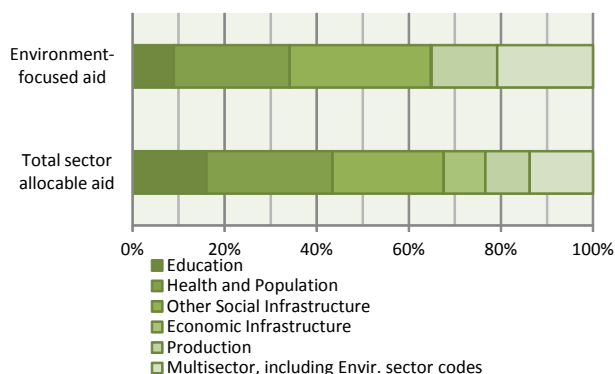
	2008 USD million	
	2008	2009
Environment as a sector	1	3
Other activities scored "principal objective" "significant objective"	6	4
Total of environment-focused aid	48	53
Not targeted	52	51
Not screened	95	87
Total sector-allocable aid	196	192
Share of environment-focused aid (1)	48%	51%
<i>Memo:</i>		
<i>Total non sector-allocable aid</i>	82	87

Total environment-focused aid, 2008 USD million



Sector breakdown

Sectoral components of environment-focused aid



Top ten recipients

Environment focus in aid to top ten recipients

2008 USD million

	Total aid	Total sector allocable aid	Environment focused aid
Senegal	23	20	56%
Mali	22	20	46%
Cape Verde	17	11	44%
Viet Nam	16	14	42%
Burkina Faso	14	12	92%
Nicaragua	14	13	56%
El Salvador	13	12	34%
Laos	11	10	74%
Niger	11	9	99%
Namibia	8	7	42%

Top ten recipients of environment-focused aid

	Environment-focused aid	
	2008 USD million	%
Senegal	8	56%
Nicaragua	6	56%
Niger	5	99%
Burkina Faso	5	92%
Laos	4	74%
Mali	4	46%
Cape Verde	4	44%
Viet Nam	4	42%
El Salvador	3	34%
Rwanda	3	56%

(1): Percentage of sector allocable aid. Activities not screened against the environment marker have been excluded.

(2): Data on Rio Conventions markers (Biodiversity, Desertification, Climate Change) are extracted from the latest study on Aid targeting the Objectives of the Rio Conventions available at www.oecd.org/dac/stats/rioconventions.

Aid in Support of Environment 2008-2009

Netherlands

Average commitments for 2008-2009, unless otherwise shown

Investment in environment is necessary for improving economic, social and political conditions in developing countries within the framework of sustainable development.

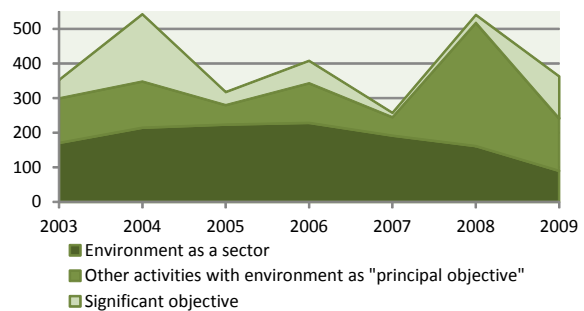
An activity can target environment as a "principal objective" or "significant objective". Principal means environment was an explicit objective of the activity and fundamental in its design. Significant means environment was an important, but secondary, objective of the activity. Not targeted means that the activity was screened for promoting environment, but was not found to have targeted it.

All activities have been screened against the environment marker: the environment coverage ratio is thus **100%**.

Aid to Environment, commitments

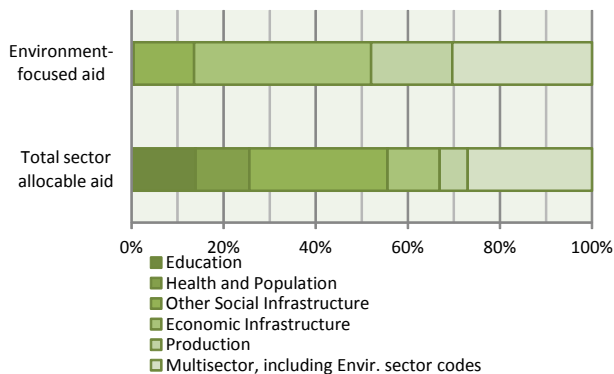
	2008 USD million	
	2008	2009
Environment as a sector	161	90
Other activities scored "principal objective"	356	151
"significant objective"	23	121
Total of environment-focused aid	540	363
Not targeted	3421	3544
Not screened	0	0
Total sector-allocable aid	3962	3907
Share of environment-focused aid (1)	14%	9%
Memo:		
Total non sector-allocable aid	1666	1590

Total environment-focused aid, 2008 USD million

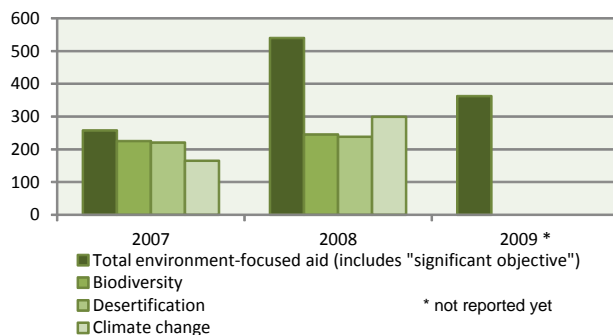


Sector breakdown

Sectoral components of environment-focused aid



Focus on Rio conventions (2), 2008 USD million



Top ten recipients

Environment focus in aid to top ten recipients

	2008 USD million		
	Total aid	Total sector allocable aid	Environment focused aid
Afghanistan	252	142	0%
Ghana	193	121	22%
Sudan	187	153	0%
Indonesia	129	128	28%
Ethiopia	120	61	0%
Burkina Faso	116	36	0%
Mozambique	114	56	7%
Suriname	110	82	30%
Tanzania	108	107	0%
Rwanda	82	69	63%

Top ten recipients of environment-focused aid

	Environment-focused aid	
	2008 USD million	%
Rwanda	43	63%
Indonesia	36	28%
Senegal	31	97%
Bolivia	29	39%
Ghana	27	22%
Suriname	25	30%
Viet Nam	11	43%
Guatemala	9	25%
Pakistan	7	17%
Colombia	6	40%

(1): Percentage of sector allocable aid. Activities not screened against the environment marker have been excluded.

(2): Data on Rio Conventions markers (Biodiversity, Desertification, Climate Change) are extracted from the latest study on Aid targeting the Objectives of the Rio Conventions available at www.oecd.org/dac/stats/rioconventions

Aid in Support of Environment 2008-2009

New Zealand

Average commitments for 2008-2009, unless otherwise shown

Investment in environment is necessary for improving economic, social and political conditions in developing countries within the framework of sustainable development.

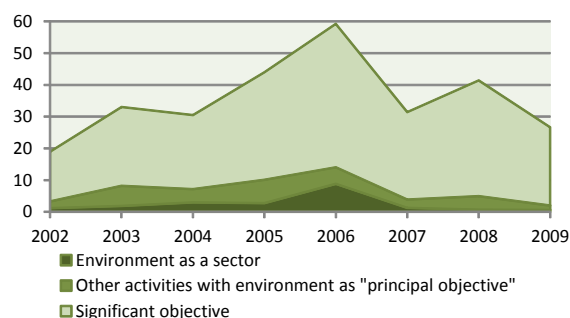
An activity can target environment as a "principal objective" or "significant objective". Principal means environment was an explicit objective of the activity and fundamental in its design. Significant means environment was an important, but secondary, objective of the activity. Not targeted means that the activity was screened for promoting environment, but was not found to have targeted it.

All activities have been screened against the environment marker: the environment coverage ratio is thus **100%**.

Aid to Environment, commitments

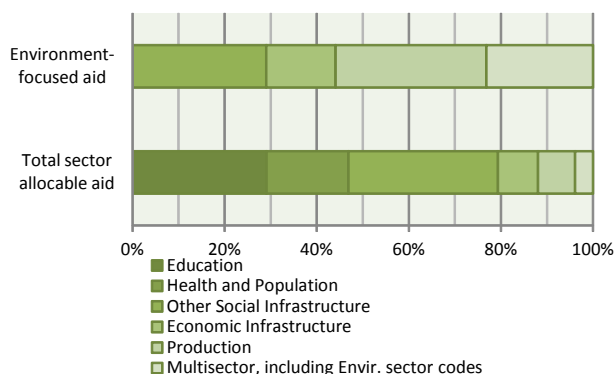
	2008 USD million	
	2008	2009
Environment as a sector	1	1
Other activities scored "principal objective"	4	1
"significant objective"	36	25
Total of environment-focused aid	41	27
Not targeted	178	172
Not screened	0	0
Total sector-allocable aid	220	198
Share of environment-focused aid (1)	19%	13%
<i>Memo:</i>		
<i>Total non sector-allocable aid</i>	133	88

Total environment-focused aid, 2008 USD million

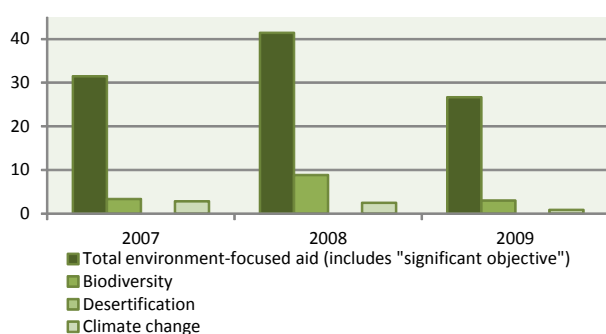


Sector breakdown

Sectoral components of environment-focused aid



Focus on Rio conventions (2), 2008 USD million



Top ten recipients

Environment focus in aid to top ten recipients

	2008 USD million		
	Total aid	Total sector allocable aid	Environment focused aid
Solomon Islands	29	27	4%
Vanuatu	28	27	5%
Papua New Guinea	22	19	18%
Tokelau	17	2	37%
Samoa	16	12	0%
Fiji	14	13	20%
Afghanistan	8	5	41%
Tonga	8	8	9%
Niue	7	2	14%
Cook Islands	6	6	15%

Top ten recipients of environment-focused aid

	Environment-focused aid	
	2008 USD million	%
Tuvalu	3	97%
Papua New Guinea	3	18%
Fiji	3	20%
Kiribati	2	43%
Afghanistan	2	41%
Viet Nam	2	50%
Vanuatu	1	5%
Solomon Islands	1	4%
Indonesia	1	18%
Cook Islands	1	15%

(1): Percentage of sector allocable aid. Activities not screened against the environment marker have been excluded.

(2): Data on Rio Conventions markers (Biodiversity, Desertification, Climate Change) are extracted from the latest study on Aid targeting the Objectives of the Rio Conventions available at www.oecd.org/dac/stats/rioconventions.

Aid in Support of Environment 2008-2009

Norway

Average commitments for 2008-2009, unless otherwise shown

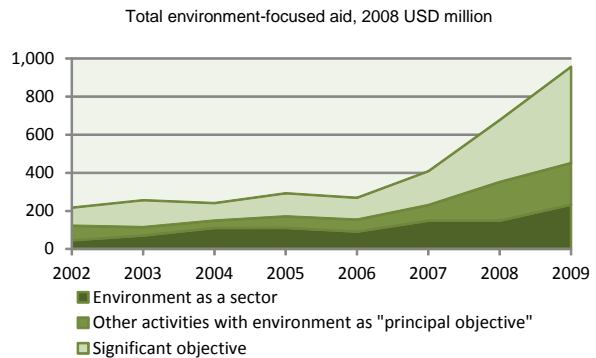
Investment in environment is necessary for improving economic, social and political conditions in developing countries within the framework of sustainable development.

An activity can target environment as a "principal objective" or "significant objective". Principal means environment was an explicit objective of the activity and fundamental in its design. Significant means environment was an important, but secondary, objective of the activity. Not targeted means that the activity was screened for promoting environment, but was not found to have targeted it.

All activities have been screened against the environment marker: the environment coverage ratio is thus **100%**.

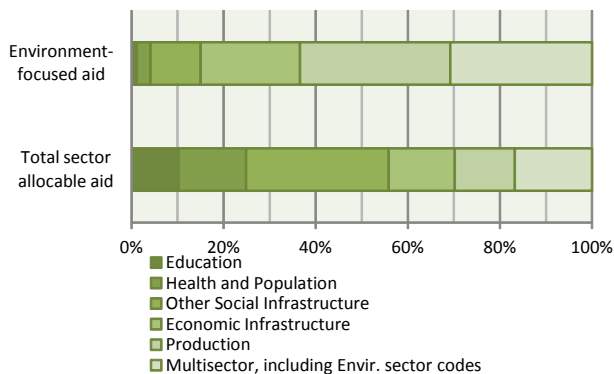
Aid to Environment, commitments

	2008 USD million	
	2008	2009
Environment as a sector	149	233
Other activities scored "principal objective"	203	218
"significant objective"	325	505
Total of environment-focused aid	677	956
Not targeted	1946	2153
Not screened	0	0
Total sector-allocable aid	2623	3109
Share of environment-focused aid (1)	26%	31%
Memo:		
Total non sector-allocable aid	1092	1435

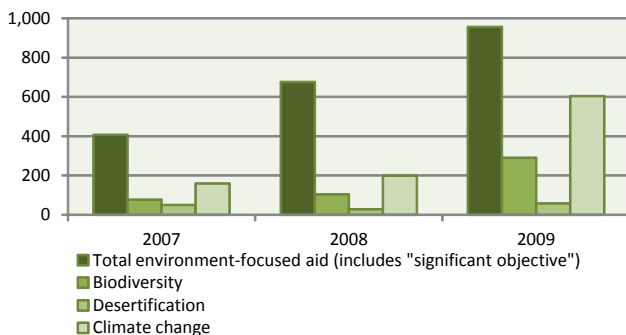


Sector breakdown

Sectoral components of environment-focused aid



Focus on Rio conventions (2), 2008 USD million



Top ten recipients

Environment focus in aid to top ten recipients

2008 USD million

	Total aid	Total sector allocable aid	Environment focused aid
Tanzania	195	101	64%
Afghanistan	180	144	4%
Sudan	158	120	7%
Palestinian Adm. Areas	122	40	25%
Mozambique	100	48	38%
Uganda	94	72	31%
Brazil	70	70	95%
Pakistan	66	58	1%
Malawi	63	62	28%
Nepal	54	54	8%

Top ten recipients of environment-focused aid

	Environment-focused aid	
	2008 USD million	%
Brazil	67	95%
Tanzania	64	64%
China	29	84%
Ethiopia	23	63%
Nigeria	23	90%
Uganda	23	31%
Mozambique	18	38%
Malawi	18	28%
Nicaragua	15	67%
Viet Nam	15	59%

(1): Percentage of sector allocable aid. Activities not screened against the environment marker have been excluded.

(2): Data on Rio Conventions markers (Biodiversity, Desertification, Climate Change) are extracted from the latest study on Aid targeting the Objectives of the Rio Conventions available at www.oecd.org/dac/stats/rioconventions

Aid in Support of Environment 2008-2009

Portugal

Average commitments for 2008-2009, unless otherwise shown

Investment in environment is necessary for improving economic, social and political conditions in developing countries within the framework of sustainable development.

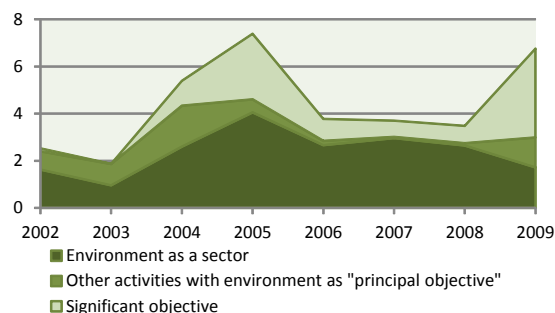
An activity can target environment as a "principal objective" or "significant objective". Principal means environment was an explicit objective of the activity and fundamental in its design. Significant means environment was an important, but secondary, objective of the activity. Not targeted means that the activity was screened for promoting environment, but was not found to have targeted it.

All activities have been screened against the environment marker: the environment coverage ratio is thus **100%**.

Aid to Environment, commitments

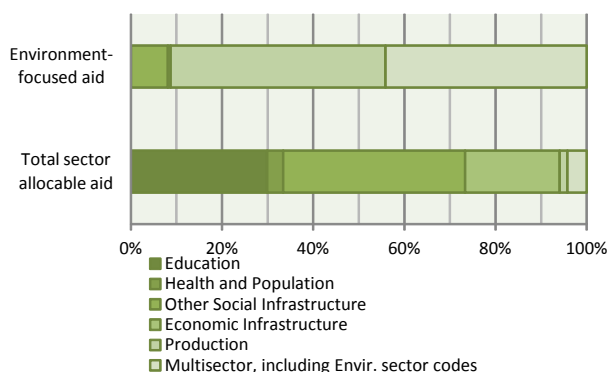
	constant 2008 USD million	
	2008	2009
Environment as a sector	3	2
Other activities scored "principal objective"	0	1
"significant objective"	1	4
Total of environment-focused aid	3	7
Not targeted	212	281
Not screened	0	0
Total sector-allocable aid	216	287
Share of environment-focused aid (1)	2%	2%
<i>Memo:</i>		
Total non sector-allocable aid	37	74

Total environment-focused aid, constant 2008 USD million

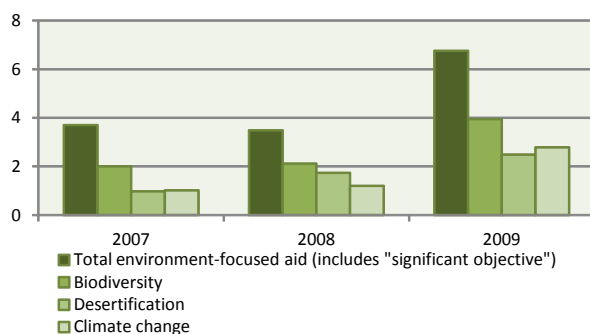


Sector breakdown

Sectoral components of environment-focused aid



Focus on Rio conventions (2), constant 2008 USD million



Top ten recipients

Environment focus in aid to top ten recipients

	constant 2008 USD million		
	Total aid	Total sector allocable aid	Environment focused aid
Cape Verde	89	86	0%
Mozambique	49	23	5%
Timor-Leste	37	36	1%
Angola	19	18	4%
Guinea-Bissau	16	14	5%
Sao Tome & Principe	14	13	1%
Afghanistan	13	13	0%
Lebanon	10	10	0%
Serbia	6	6	0%
Kosovo	6	6	0%

Top ten recipients of environment-focused aid

	Environment-focused aid	
	constant 2008 USD million	%
Mozambique	1	5%
Guinea-Bissau	1	5%
Angola	1	4%
Timor-Leste	1	1%
Cape Verde	0	0%
Sao Tome & Principe	0	1%
Brazil	0	4%
El Salvador	0	100%
Morocco	0	10%
Peru	0	32%

(1): Percentage of sector allocable aid. Activities not screened against the environment marker have been excluded.

(2): Data on Rio Conventions markers (Biodiversity, Desertification, Climate Change) are extracted from the latest study on Aid targeting the Objectives of the Rio Conventions available at www.oecd.org/dac/stats/riocventions

Aid in Support of Environment 2008-2009

Spain

Average commitments for 2008-2009, unless otherwise shown

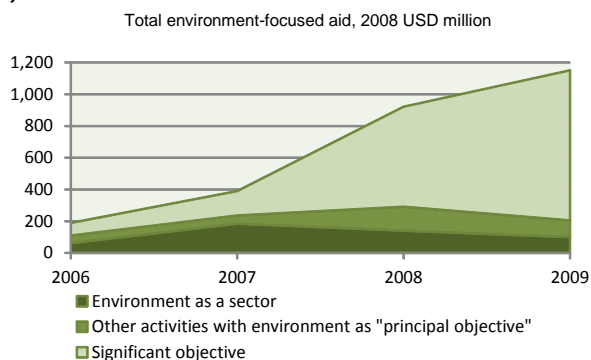
Investment in environment is necessary for improving economic, social and political conditions in developing countries within the framework of sustainable development.

An activity can target environment as a "principal objective" or "significant objective". Principal means environment was an explicit objective of the activity and fundamental in its design. Significant means environment was an important, but secondary, objective of the activity. Not targeted means that the activity was screened for promoting environment, but was not found to have targeted it.

Not all activities have been screened against the environment marker: the coverage ratio for sector-allocable activities is **89%**.

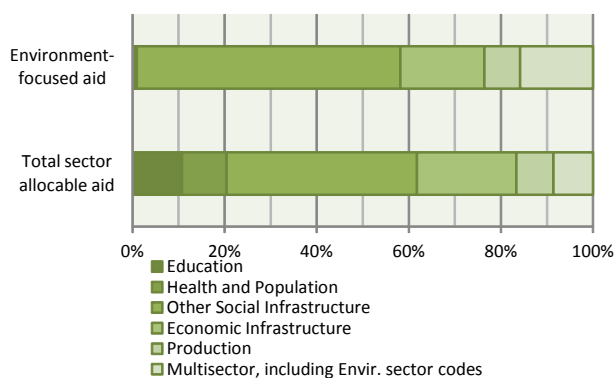
Aid to Environment, commitments

	2008 USD million	
	2008	2009
Environment as a sector	141	127
Other activities scored "principal objective"	151	105
"significant objective"	630	938
Total of environment-focused aid	922	1170
Not targeted	1656	1804
Not screened	565	141
Total sector-allocable aid	3143	3115
Share of environment-focused aid (1)	36%	39%
Memo:		
Total non sector-allocable aid	1426	1608

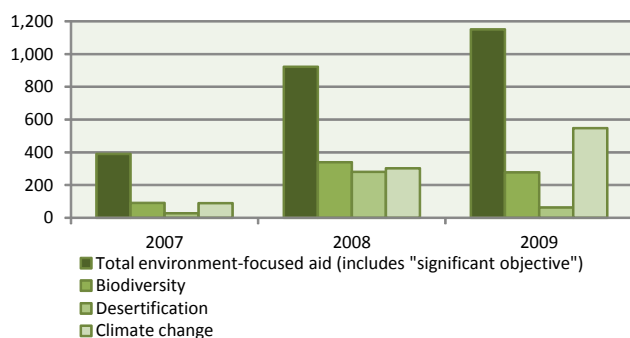


Sector breakdown

Sectoral components of environment-focused aid



Focus on Rio conventions (2), 2008 USD million



Top ten recipients

Environment focus in aid to top ten recipients

2008 USD million

	Total aid	Total sector-allocable aid	Environment focused aid
Tunisia	242	224	95%
Guatemala	176	83	37%
Morocco	174	171	56%
Peru	134	126	19%
Nicaragua	132	124	55%
Colombia	123	113	37%
El Salvador	100	91	40%
Bolivia	92	84	36%
Haiti	86	68	79%
Palestinian Adm. Areas	82	34	15%

Top ten recipients of environment-focused aid

	Environment-focused aid	
	2008 USD million	%
Morocco	82	56%
Tunisia	77	95%
Nicaragua	64	55%
Haiti	53	79%
Colombia	39	37%
El Salvador	34	40%
Dominican Republic	30	50%
Guatemala	28	37%
Bolivia	28	36%
Peru	22	19%

(1): Percentage of sector allocable aid. Activities not screened against the environment marker have been excluded.

(2): Data on Rio Conventions markers (Biodiversity, Desertification, Climate Change) are extracted from the latest study on Aid targeting the Objectives of the Rio Conventions available at www.oecd.org/dac/stats/rioconventions

Aid in Support of Environment 2008-2009

Sweden

Average commitments for 2008-2009, unless otherwise shown

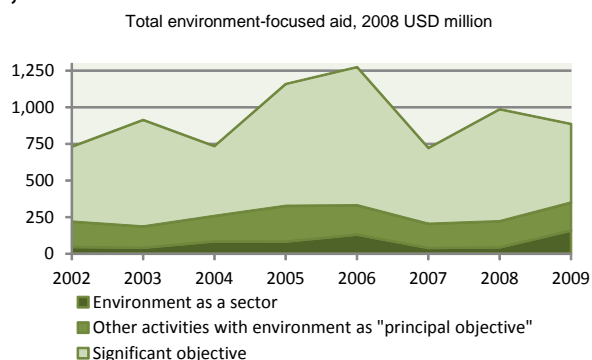
Investment in environment is necessary for improving economic, social and political conditions in developing countries within the framework of sustainable development.

An activity can target environment as a "principal objective" or "significant objective". Principal means environment was an explicit objective of the activity and fundamental in its design. Significant means environment was an important, but secondary, objective of the activity. Not targeted means that the activity was screened for promoting environment, but was not found to have targeted it.

All activities have been screened against the environment marker: the environment coverage ratio is thus **100%**.

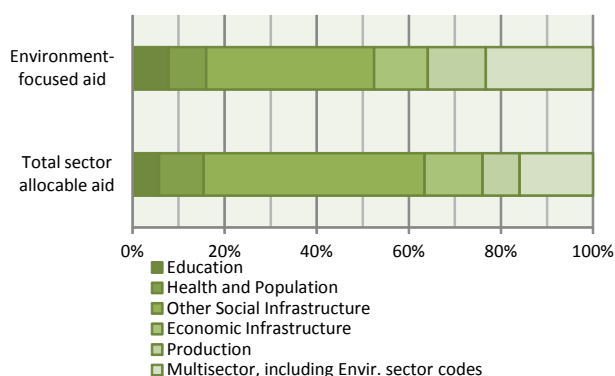
Aid to Environment, commitments

	2008 USD million	
	2008	2009
Environment as a sector	44	166
Other activities scored "principal objective"	178	190
"significant objective"	764	529
Total of environment-focused aid	986	885
Not targeted	620	947
Not screened	0	0
Total sector-allocable aid	1605	1832
Share of environment-focused aid (1)	61%	48%
<i>Memo:</i>		
Total non sector-allocable aid	1054	1841

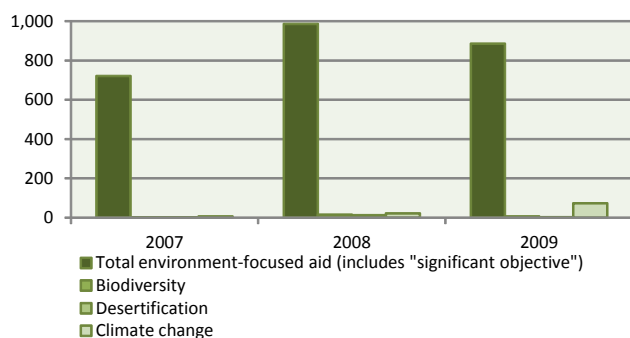


Sector breakdown

Sectoral components of environment-focused aid



Focus on Rio conventions (2), 2008 USD million



Top ten recipients

Environment focus in aid to top ten recipients

	2008 USD million		
	Total aid	Total sector allocable aid	Environment focused aid
Tanzania	228	95	54%
Mozambique	161	28	40%
Congo, Dem. Rep.	83	41	31%
Palestinian Adm. Areas	78	48	26%
Sudan	71	37	63%
Afghanistan	69	37	25%
Uganda	53	39	79%
Burkina Faso	47	14	35%
Liberia	45	26	60%
Ethiopia	36	23	65%

Top ten recipients of environment-focused aid

	Environment-focused aid	
	2008 USD million	%
Tanzania	51	54%
Uganda	31	79%
Zambia	27	87%
Sudan	23	63%
Ukraine	21	77%
Bosnia-Herzegovina	20	61%
Bolivia	17	58%
Liberia	16	60%
Kenya	15	73%
Ethiopia	15	65%

(1): Percentage of sector allocable aid. Activities not screened against the environment marker have been excluded.

(2): Data on Rio Conventions markers (Biodiversity, Desertification, Climate Change) are extracted from the latest study on Aid targeting the Objectives of the Rio Conventions available at www.oecd.org/dac/stats/rioconventions.

Source: CRS Aid Activity database (Creditor Reporting System) at www.oecd.org/dac/stats/idsonline

Aid in Support of Environment 2008-2009

United Kingdom

Average commitments for 2008-2009, unless otherwise shown

Investment in environment is necessary for improving economic, social and political conditions in developing countries within the framework of sustainable development.

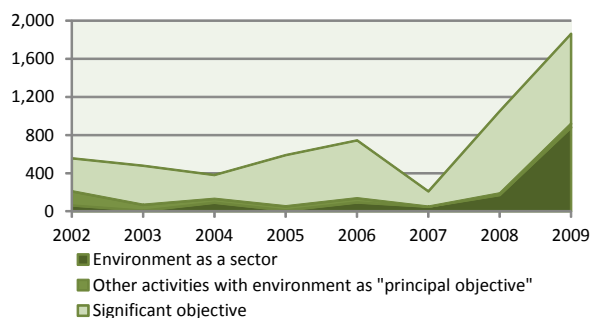
An activity can target environment as a "principal objective" or "significant objective". Principal means environment was an explicit objective of the activity and fundamental in its design. Significant means environment was an important, but secondary, objective of the activity. Not targeted means that the activity was screened for promoting environment, but was not found to have targeted it.

Not all activities have been screened against the environment marker: the coverage ratio for sector-allocable activities is **92%**.

Aid to Environment, commitments

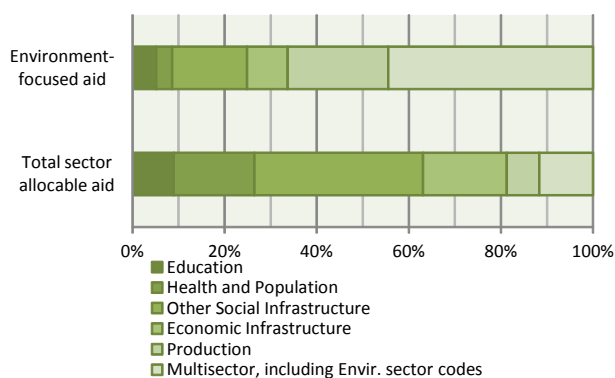
	constant 2008 USD million	
	2008	2009
Environment as a sector	172	881
Other activities scored "principal objective"	17	39
"significant objective"	865	944
Total of environment-focused aid	1053	1863
Not targeted	3874	7532
Not screened	1183	0
Total sector-allocable aid	6110	9396
Share of environment-focused aid (1)	21%	20%
Memo:		
Total non sector-allocable aid	1625	3017

Total environment-focused aid, constant 2008 USD million

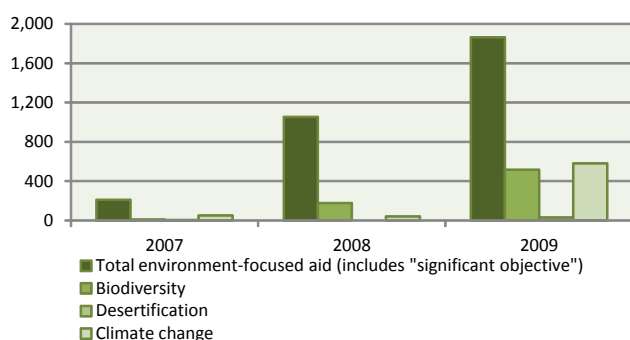


Sector breakdown

Sectoral components of environment-focused aid



Focus on Rio conventions (2), constant 2008 USD million



Top ten recipients

Environment focus in aid to top ten recipients

	constant 2008 USD million		
	Total aid	Total sector-allocable aid	Environment focused aid
India	813	792	17%
Bangladesh	615	607	25%
Ethiopia	414	357	31%
Tanzania	406	93	0%
Iraq	359	74	0%
Afghanistan	352	332	0%
Pakistan	352	275	28%
Nigeria	345	344	0%
Congo, Dem. Rep.	324	246	0%
Sudan	246	193	13%

Top ten recipients of environment-focused aid

	Environment-focused aid	
	constant 2008 USD million	%
Bangladesh	153	25%
India	115	17%
Ethiopia	110	31%
Zimbabwe	85	56%
Pakistan	74	28%
Nepal	56	56%
Ghana	53	70%
Sudan	25	13%
Viet Nam	18	31%
China	16	18%

(1): Percentage of sector allocable aid. Activities not screened against the environment marker have been excluded.

(2): Data on Rio Conventions markers (Biodiversity, Desertification, Climate Change) are extracted from the latest study on Aid targeting the Objectives of the Rio Conventions available at www.oecd.org/dac/stats/rioconventions

Aid in Support of Environment 2008-2009

United States

Average commitments for 2008-2009, unless otherwise shown

Investment in environment is necessary for improving economic, social and political conditions in developing countries within the framework of sustainable development.

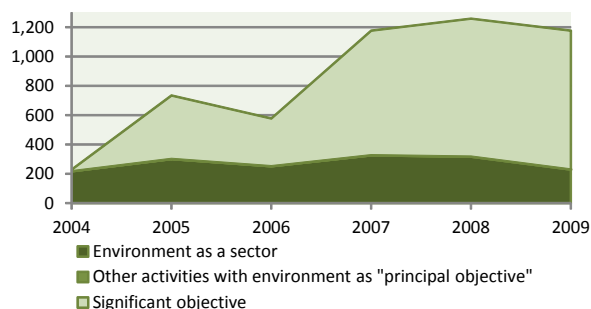
An activity can target environment as a "principal objective" or "significant objective". Principal means environment was an explicit objective of the activity and fundamental in its design. Significant means environment was an important, but secondary, objective of the activity. Not targeted means that the activity was screened for promoting environment, but was not found to have targeted it.

All activities have been screened against the environment marker: the environment coverage ratio is thus **100%**.

Aid to Environment, commitments

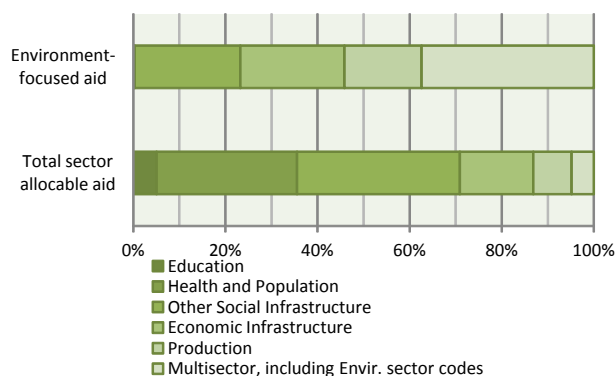
	constant 2008 USD million	
	2008	2009
Environment as a sector	318	275
Other activities scored "principal objective"	0	0
"significant objective"	941	902
Total of environment-focused aid	1259	1177
Not targeted	22006	20316
Not screened	0	0
Total sector-allocable aid	23264	21493
Share of environment-focused aid (1)	5%	5%
<i>Memo:</i>		
Total non sector-allocable aid	8002	7881

Total environment-focused aid, constant 2008 USD million



Sector breakdown

Sectoral components of environment-focused aid

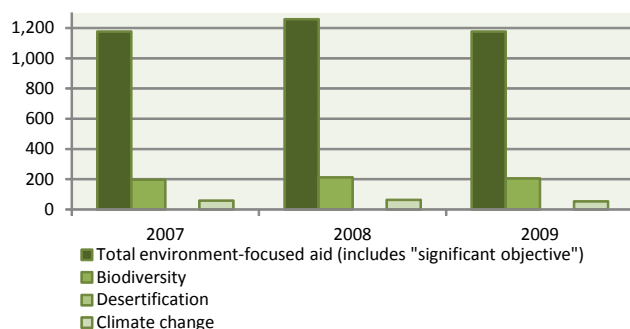


Top ten recipients

Environment focus in aid to top ten recipients

	constant 2008 USD million		
	Total aid	Total sector allocable aid	Environment focused aid
Afghanistan	3199	2981	2%
Iraq	2520	2234	3%
Sudan	1052	314	3%
Pakistan	961	737	1%
Ethiopia	957	409	1%
Palestinian Adm. Areas	831	657	3%
Colombia	825	802	4%
Kenya	802	628	2%
Tanzania	698	668	1%
South Africa	552	549	1%

Focus on Rio conventions (2), constant 2008 USD million



Top ten recipients of environment-focused aid

	Environment-focused aid	
	constant 2008 USD million	%
Egypt	125	43%
Afghanistan	74	2%
Iraq	66	3%
Yemen	58	66%
Colombia	33	4%
Jordan	32	11%
Indonesia	25	13%
Palestinian Adm. Areas	21	3%
Peru	20	14%
Ukraine	18	17%

(1): Percentage of sector allocable aid. Activities not screened against the environment marker have been excluded.

(2): Data on Rio Conventions markers (Biodiversity, Desertification, Climate Change) are extracted from the latest study on Aid targeting the Objectives of the Rio Conventions available at www.oecd.org/dac/stats/rioconventions.

Aid in Support of Environment 2008-2009

EU Institutions

Average commitments for 2008-2009, unless otherwise shown

Investment in environment is necessary for improving economic, social and political conditions in developing countries within the framework of sustainable development.

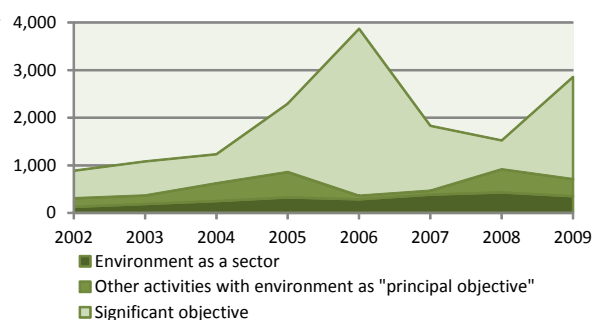
An activity can target environment as a "principal objective" or "significant objective". Principal means environment was an explicit objective of the activity and fundamental in its design. Significant means environment was an important, but secondary, objective of the activity. Not targeted means that the activity was screened for promoting environment, but was not found to have targeted it.

Not all activities have been screened against the environment marker: the coverage ratio for sector-allocable activities is **88%**.

Aid to Environment, commitments

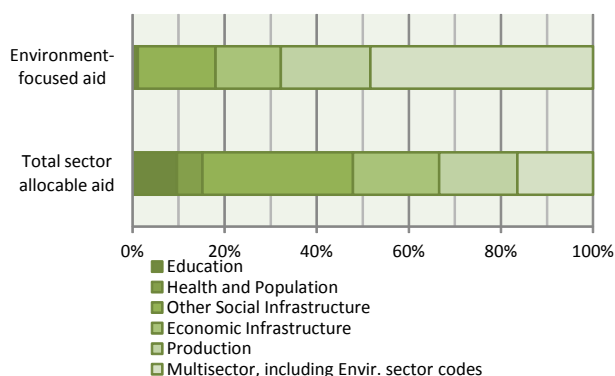
	2008 USD million	
	2008	2009
Environment as a sector	433	514
Other activities scored "principal objective"	485	357
"significant objective"	606	2052
Total of environment-focused aid	1524	2923
Not targeted	6667	8828
Not screened	2275	403
Total sector-allocable aid	10466	12155
Share of environment-focused aid (1)	19%	25%
Memo:		
Total non sector-allocable aid	6352	4386

Total environment-focused aid, 2008 USD million

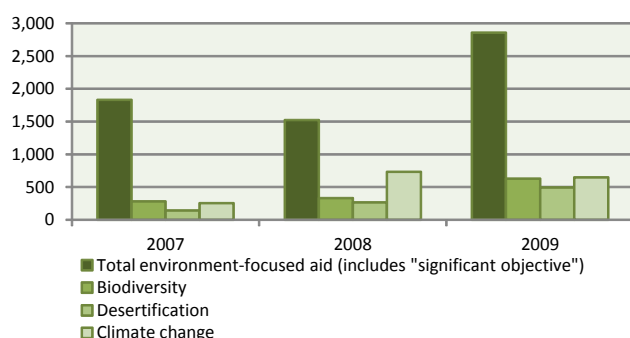


Sector breakdown

Sectoral components of environment-focused aid



Focus on Rio conventions (2), 2008 USD million



Top ten recipients

Environment focus in aid to top ten recipients

2008 USD million

	Total aid	Total sector allocable aid	Environment focused aid
Turkey	783	783	39%
Palestinian Adm. Areas	573	424	0%
Serbia	499	420	28%
Congo, Dem. Rep.	362	258	55%
Afghanistan	347	295	22%
Mali	324	208	2%
Mozambique	322	92	4%
Tanzania	318	74	10%
Ethiopia	315	215	6%
Uganda	313	145	5%

Top ten recipients of environment-focused aid

	Environment-focused aid	
	2008 USD million	%
Turkey	172	39%
Congo, Dem. Rep.	136	55%
Morocco	91	34%
Ukraine	75	35%
Afghanistan	57	22%
Rwanda	55	80%
Croatia	51	44%
Albania	44	44%
China	40	59%
Burkina Faso	36	69%

(1): Percentage of sector allocable aid. Activities not screened against the environment marker have been excluded.

(2): Data on Rio Conventions markers (Biodiversity, Desertification, Climate Change) are extracted from the latest study on Aid targeting the Objectives of the Rio Conventions available at www.oecd.org/dac/stats/rioconventions

ANNEX: MARKER DEFINITION

AID TO ENVIRONMENT

DEFINITION

An activity should be classified as environment-oriented (score Principal or Significant) if:

a) It is intended to produce an improvement, or something that is diagnosed as an improvement, in the physical and/or biological environment of the recipient country, area or target group concerned; or

b) It includes specific action to integrate environmental concerns with range of development objectives through institution building and/or capacity development.

CRITERIA FOR ELIGIBILITY

a) The objective is explicitly promoted in activity documentation; and

b) The activity contains specific measures to protect or enhance the physical and/or biological environment it affects, or to remedy existing environmental damage; or

c) The activity contains specific measures to develop or strengthen environmental policies, legislation and administration or other organisations responsible for environmental protection.

EXAMPLES OF TYPICAL ACTIVITIES

The list is not exhaustive. The activities may be scored against the objective only if the above criteria for eligibility are fulfilled.

– **Social infrastructure and services:** Water resources protection; water resources policies and water management that take into account environmental and socio-economic constraints, sanitation or waste management practices that bring environmental benefits.

– **Economic infrastructure and services:** Infrastructure projects designed with comprehensive and integrated environmental protection and management components; activities promoting sustainable use of energy resources (power generation from renewable sources of energy); energy conservation.

– **Production sectors:** Sustainable management of agricultural land and water resources; sustainable forest management programmes, combating land degradation and deforestation; sustainable management of sea resources; adoption and promotion of cleaner and more efficient technologies in production processes; measures to suppress or reduce pollution in land, water and air (e.g. filters); increasing energy efficiency in industries; sustainable use of sensitive environmental areas for tourism. (**Sustainable natural resources management** is a combination of management practices that have been planned and selected on the basis of interdisciplinary and participatory assessment of ecological, social and economic impacts of alternative management options, and resolution of possible conflicts or disputes concerning the significance and acceptability of the impacts of the proposed management alternatives.)

N.B. Activities that can be assigned the sector code **.general environmental protection**. i.e. environmental policy and administrative management, biosphere protection, bio-diversity, site preservation, flood prevention/control, environmental education/training, environmental research **score**, by definition, **principal** objective.

RIO CONVENTION MARKERS

AID TARGETING THE OBJECTIVES OF THE CONVENTION ON BIOLOGICAL DIVERSITY

DEFINITION

An activity should be classified as bio-diversity-related (score Principal or Significant) if:

CRITERIA FOR ELIGIBILITY

It promotes at least one of the three objectives of the Convention: the conservation of bio-diversity, sustainable use of its components (ecosystems, species or genetic resources), or fair and equitable sharing of the benefits of the utilisation of genetic resources.

The activity contributes to

- a) protection or enhancing ecosystems, species or genetic resources through in-situ or ex-situ conservation, or remedying existing environmental damage; **or**
- b) integration of bio-diversity concerns with recipient countries' development objectives through institution building, capacity development, strengthening the regulatory and policy framework, or research; **or**
- c) developing countries' efforts to meet their obligations under the Convention.

The activity will score "**principal objective**" if it directly and explicitly aims to achieve one or more of the above three criteria.

EXAMPLES OF TYPICAL ACTIVITIES

1. Typical activities take place in the sectors of:

Water and sanitation

Agriculture

Forestry

Fishing Tourism

2. Typical non-sector specific activities are:

Environmental policy and administrative management
Biosphere and bio-diversity

protection
Environmental education/training
Environmental research

- Integration of biological diversity concerns into sectoral policy, planning and programmes; e.g.
 - Water resources protection and rehabilitation; integrated watershed, catchment and river basin protection and management;
 - Sustainable agricultural and farming practices including substitution of damaging uses and extractions by out-of-area plantations, alternative cultivation or equivalent substances; integrated pest management strategies; soil conservation; in-situ conservation of genetic resources; alternative livelihoods;
 - Combating deforestation and land degradation while maintaining or enhancing biodiversity in the affected areas;
 - Promotion of sustainable marine, coastal and inland fishing; Sustainable use of sensitive environmental areas for tourism.
- Preparation of national bio-diversity plans, strategies and programmes; bio-diversity inventories and assessments; development of legislation and regulations to protect threatened species; development of incentives, impact assessments, and policy and legislation on equitable access to the benefits of genetic resources.
- Establishment of protected areas, environmentally oriented zoning, land use and regional development planning.
- Protecting endangered or vulnerable species and their habitats, e.g. by promoting traditional animal husbandry or formerly cultivated/collected plants or ex-situ conservation (e.g. seed banks, zoological gardens).
- Capacity building in taxonomy, bio-diversity assessment and information management of biodiversity data; education, training and awareness-raising on bio-diversity.
- Research on ecological, socio-economic and policy issues related to bio-diversity, including research on and application of knowledge of indigenous people.

RIO CONVENTION MARKERS (continued)

AID TARGETING THE OBJECTIVES OF THE FRAMEWORK CONVENTION ON CLIMATE CHANGE

DEFINITION

An activity should be classified as climate-change-related (score Principal or Significant) if:

CRITERIA FOR ELIGIBILITY

It contributes to the objective of stabilisation of greenhouse gas (GHG) concentrations in the atmosphere at a level that would prevent dangerous anthropogenic interference with the climate system by promoting efforts to reduce or limit GHG emissions or to enhance GHG sequestration.

The activity contributes to

- a) the mitigation of climate change by limiting anthropogenic emissions of GHGs, including gases regulated by the Montreal Protocol; **or**
- b) the protection and/or enhancement of GHG sinks and reservoirs; **or**
- c) the integration of climate change concerns with the recipient countries' development objectives through institution building, capacity development, strengthening the regulatory and policy framework, or research; **or**
- d) developing countries' efforts to meet their obligations under the Convention.

The activity will score "**principal objective**" if it directly and explicitly aims to achieve one or more of the above four criteria.

EXAMPLES OF TYPICAL ACTIVITIES

1. Typical activities take place in the sectors of:

Water and sanitation

Transport

Energy

Agriculture

Forestry

Industry

- GHG emission reductions or stabilisation in the energy, transport, industry and agricultural sectors through application of new and renewable forms of energy, measures to improve the energy efficiency of existing generators, machines and equipment, or demand side management.
- Methane emission reductions through waste management or sewage treatment.
- Development, transfer and promotion of technologies and know-how as well as building of capacities that control, reduce or prevent anthropogenic emissions of GHGs, in particular in waste management, transport, energy, agriculture and industry.
- Protection and enhancement of sinks and reservoirs of GHGs through sustainable forest management, afforestation and reforestation, rehabilitation of areas affected by drought and desertification.

2. Typical non-sector specific activities are:

Environmental policy and administrative management

Biosphere protection

Biodiversity

Env. education/training

Environmental research

- Protection and enhancement of sinks and reservoirs through sustainable management and conservation of oceans and other marine and coastal ecosystems, wetlands, wilderness areas and other ecosystems.
- Preparation of national inventories of greenhouse gases (emissions by sources and removals by sinks); climate change related policy and economic analysis and instruments, including national plans to mitigate climate change; development of climate-change-related legislation; climate technology needs surveys and assessments; institutional capacity building.
- Education, training and public awareness related to climate change.
- Climate-change-related research and monitoring as well as impact and vulnerability assessments.
- Oceanographic and atmospheric research and monitoring.

RIO CONVENTION MARKERS (continued)

AID TARGETING THE OBJECTIVES OF THE CONVENTION TO COMBAT DESERTIFICATION

DEFINITION

An activity should be classified as desertification-related (score Principal or Significant) if:

CRITERIA FOR ELIGIBILITY

It aims at combating desertification or mitigating the effects of drought in arid, semi arid and dry sub-humid areas through prevention and/or reduction of land degradation, rehabilitation of partly degraded land, or reclamation of desertified land.

The activity contributes to

- a) protecting or enhancing dryland ecosystems or remedying existing environmental damage; **or**
- b) integration of desertification concerns with recipient countries' development objectives through institution building, capacity development, strengthening the regulatory and policy framework, or research; **or**
- c) developing countries' efforts to meet their obligations under the Convention.

The activity will score "**principal objective**" if it directly and explicitly relates to one or more of the above criteria, including in the context of the realisation of national, sub-regional or regional action programmes.

EXAMPLES OF TYPICAL ACTIVITIES

1. Typical activities take place in the sectors of:

*Water and sanitation
Agriculture
Forestry*

2. Typical non-sector specific activities are:

*Environmental policy and administrative management
Env. education/training
Environmental research*

- Integration of action to combat desertification and land degradation into sectoral policy, planning and programmes (e.g. agricultural and rural development policy, plans and programmes);
- Rehabilitation of land, vegetation cover, forests and water resources, conservation and sustainable management of land and water resources;
- Sustainable irrigation for both crops and livestock to reduce pressure on threatened land; alternative livelihood projects;
- Development and transfer of environmentally sound traditional and local technologies, knowledge, know-how and practices to combat desertification, e.g. methods of conserving water, wood (for fuel or construction) and soil in dry areas.
- Preparation of strategies and action programmes to combat desertification and mitigate the effects of drought; establishment of drought early warning systems; strengthening of drought preparedness and management; observation and assessment of CCD implementation, including monitoring and evaluation of impact indicators;
- Measures to promote the participation of affected populations in planning and implementing sustainable resource management or improving security of land tenure;
- Support for population/migration policies to reduce population pressure on land;
- Capacity building in desertification monitoring and assessment; education, training and public awareness programmes related to desertification and land degradation;
- Research on desertification and land degradation.