

## Lithuanians worried about financial security in old age, are willing to pay for better pensions

The OECD's new cross-national survey, *Risks That Matter*, examines people's perceptions of social and economic risks and their views on how well government reacts to their concerns. The survey polled a representative sample of 22 000 adults in 21 OECD countries in 2018 in an effort to understand better what citizens want and need from social policy.

**Lithuanians are most worried, in the short run, about becoming ill or disabled.** 57% list the risk of illness or disability as one of their top-three risks in the next couple of years. The next most commonly-cited top-three worry, shared by 51% of Lithuanians, is struggling to meet all expenses

**When looking beyond the next decade, Lithuanians are very concerned about financial security in old age.** 81% of Lithuanians list old-age security as a top-three long-term risk. While pensions are the most common worry across countries, Lithuania's result stands out – only Estonia has a higher share of the population (82%) concerned about old-age financial security.\*

**In line with these concerns, Lithuanians are most likely to list better pensions and better healthcare as the public supports they need most.** 71% of Lithuanians list better pensions and 53% list better health care as top-three policy priorities.\*

**Many people are willing to pay more in taxes to get better healthcare and pensions, too.** 53% of Lithuanians report that they would pay

an extra 2% of their income in taxes and social contributions to benefit from better pensions (Fig. 1.), and 38% say they would pay extra for better healthcare.

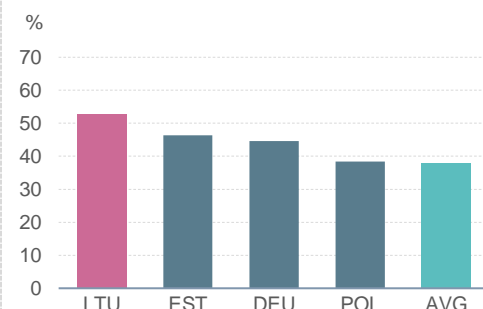
When asked where they would invest in exchange for paying more in taxes and potentially cutting other programmes, pensions were again the top priority (for 41%), but so was childcare. 39% of Lithuanians reported that government should make childcare more affordable and accessible, even if it means that taxes will rise and some other programmes may have to be cut. This is above the cross-national average of 36% supporting more investments in childcare.

**Many Lithuanians are sceptical of their ability to access public benefits and feel excluded from the policymaking process.** Only 12% say they feel they could easily access public benefits if they needed them (compared to a cross-national average of 20%), and 80% of Lithuanians say they feel the government does not incorporate their views (and the views of people like them) when designing or reforming public benefits (Fig. 2.). Only Slovenia has a higher share of respondents (82%) who feel excluded from policy design.

**Given these concerns, most Lithuanians want more support from their government.** 86% of Lithuanians say government should do more to ensure their economic and social security (Fig. 3.).

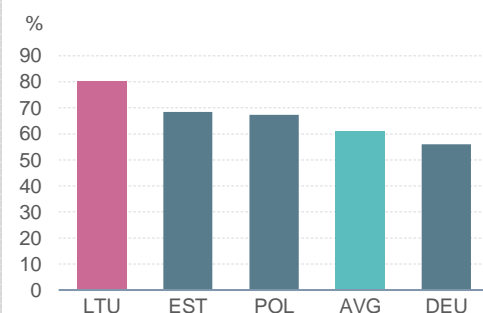
\*Values exceed 100% because respondents could select up to three answers.

**Fig. 1. More than half of Lithuanians would pay more in tax for better pensions**



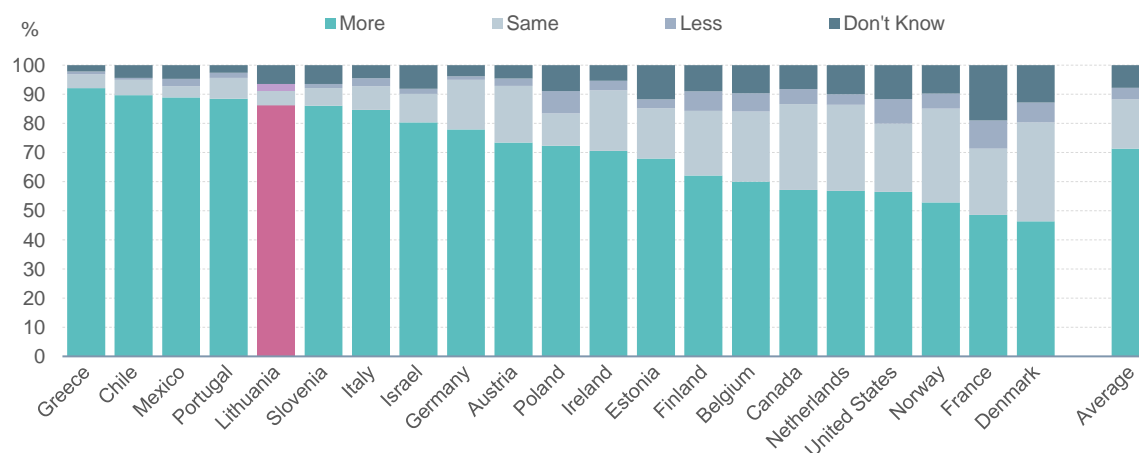
Note: Percent that say they would pay "an additional 2% of their income in taxes/social contributions for better provision of and access to" pensions.

**Fig. 2. Many Lithuanians feel like their voice is being ignored in the policy debate**



Note: Percent that disagree (or strongly disagree) with the statement "I feel the government incorporates the views of people like me when designing or reforming public benefits."

**Fig. 3. More than four in five Lithuanians want government to do more to safeguard their economic and social security**



Note: Distribution of responses to the question "Do you think the government should be doing less, more, or the same to ensure your economic and social security?"

Source: OECD (2019), *Main Findings from the 2018 OECD Risks that Matter Survey*, OECD Publishing, Paris.

Contacts: Monika Queisser (monika.queisser@oecd.org); Valerie Frey (valerie.frey@oecd.org); Chris Clarke (chris.clarke@oecd.org). Information on data for Israel: <http://dx.doi.org/10.1787/888932315602>